

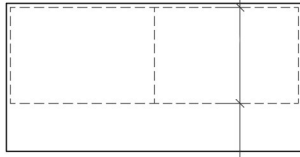
**KITCHEN**

H.S.  
8'-0" CLG.



**DINING**

H.S.  
8'-0" CLG.



**FAMILY ROOM**

CARPET  
8'-0" CLG.

HS X C

14'-11 1/2"

REF

2-2°

SHELVES

COAT HOOKS

W.H.

MECH.  
CONC.

HALF WALL

7.32" EACH  
15 RISERS

UP

6° x 6°-CO

HS X C

PWDR

H.S.

2°-R

3° x 6°-L

OPTIONAL  
LOCKER

2-3° x 6°

**STUDY**

CARPET  
8'-0" CLG.

1R&1S

2°-L

**FOYER**

H.S.  
8'-0" CLG.

2°-L

C X HS

**2 CAR GARAGE**

CONC.  
8'-0" CLG.

2°-L

1R&1S

LINE OF 2ND  
FLOOR ABOVE



2-2650 SH

14"SL

3° x 6°-R

14"SL

**COV. PORCH**

CONC.

BRICK  
VENEER

# MASTER BEDROOM

CARPET  
8'-0" CLG.

# BEDROOM #2

CARPET  
8'-0" CLG.

# BEDROOM #3

CARPET  
8'-0" CLG.

# MSTR BATH

H.S.

# BATH #2

H.S.

# W.I.C.

CARPET

# BONUS ROOM

CARPET  
8'-0" CLG.

# UNFINISHED STORAGE

UNFINISHED  
8'-0" CLG.



DOWN

HALF WALL

2x6 WALL

DRAIN PAN  
AT WASHER

UNFINISHED X C  
2'-L

WASH DRY

TUB/  
SHOWER

1'-5" SHELVES

SHLVS

3'-8"

1R&1S

1R&1S

1R&1S

7'-8 1/2"

2'-L  
7'-4 1/2"

2'-L

2'-L

HS X C

2'-6-R

2'-6-L

2'-2"

1R&1S

1R&1S

2'-2"

1R&1S

1R&1S

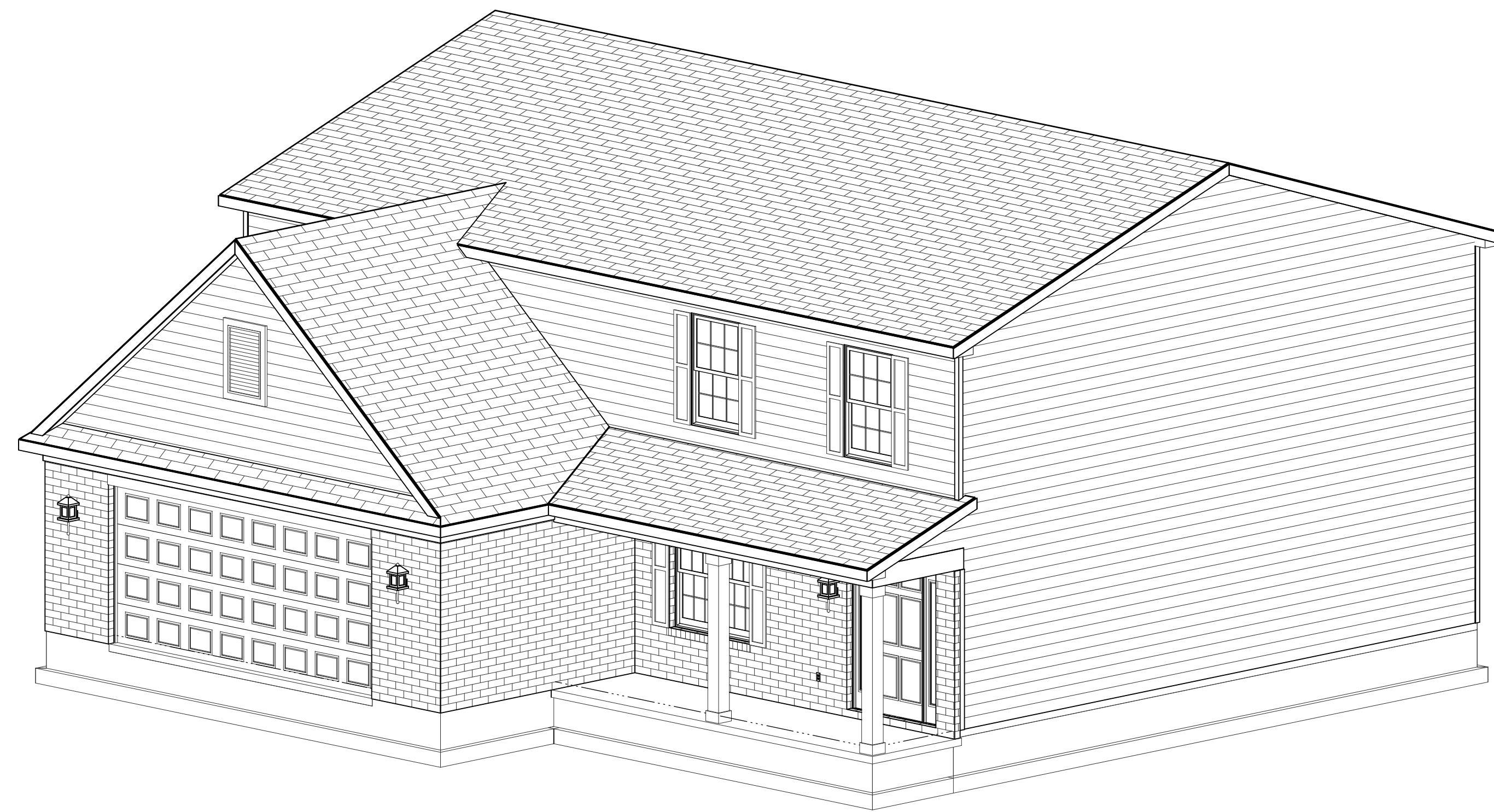
1'-8"

2'-4-R

C X HS

2'-4-L


1R&1S



## TABLE OF CONTENTS

00.00.0	Cover Sheet
01.00.0	Front Elevation A
01.00.0	Front Elevation B
01.00.0	Front Elevation C
01.00.0	Front Elevation D
01.01.0	Rear Elevation A, C, or D
01.01.0	Rear Elevation B
01.02.0	Right Elevation A
01.02.0	Right Elevation B
01.02.0	Right Elevation C
01.02.0	Right Elevation D
01.03.0	Left Elevation A
01.03.0	Left Elevation B
01.03.0	Left Elevation C
01.03.0	Left Elevation D
02.01.0	Foundation Plan A, B, C, or D
03.00.0	First Floor A
03.00.0	First Floor B
03.00.0	First Floor C or D
03.01.0	Second Floor A, C, or D
03.01.0	Second Floor B
03.02.0	Cabinet Layouts
04.01.0	Roof Plan A, C, or D
04.01.0	Roof Plan B
05.01.0	First Floor Elec. A, B, C, or D
05.02.0	Second Floor Elec. A, B, C, or D
06.01.0	Section A

REMARKS	
DATE	
REV. NO.	



PRINT DATE: 04/17/2015

Camden FOR: \_\_\_\_\_ LOCATION: \_\_\_\_\_

SHEET NUMBER

00.00.00

© CGVisions 2004 PLAN CREATION DATE 07/02/2014

BUILDER/CONTRACTOR:



304 East State Rd. 68, Haubstadt, IN 47639  
(812) 471-8020

DESIGNER:



3990 SR 38 E Suite 8, Lafayette, IN 47909  
(765) 471-8020 (765) 471-8065 fax  
www.CGVisions.com

# CAMDEN

PROJECT INFORMATION		
1st. FLOOR (ABOVE GRADE)	1150	SQ.FT.
2nd. FLOOR (ABOVE GRADE)	1360	SQ.FT.
FINISHED BASEMENT	0	SQ.FT.
Total Heated:-----	2510	SQ.FT.
GARAGE	539	SQ.FT.
FRONT PORCH	107	SQ.FT.
BACK PORCH	0	SQ.FT.
UNFINISHED BASEMENT	0	SQ.FT.

"FINISHED SQUARE FOOTAGE CALCULATIONS FOR THIS HOUSE WERE MADE BASED ON PLAN DIMENSIONS AND MAY VARY FROM THE FINISHED SQUARE FOOTAGE OF THE HOUSE AS BUILT."

It is the contractor's responsibility to verify all details and dimensions.

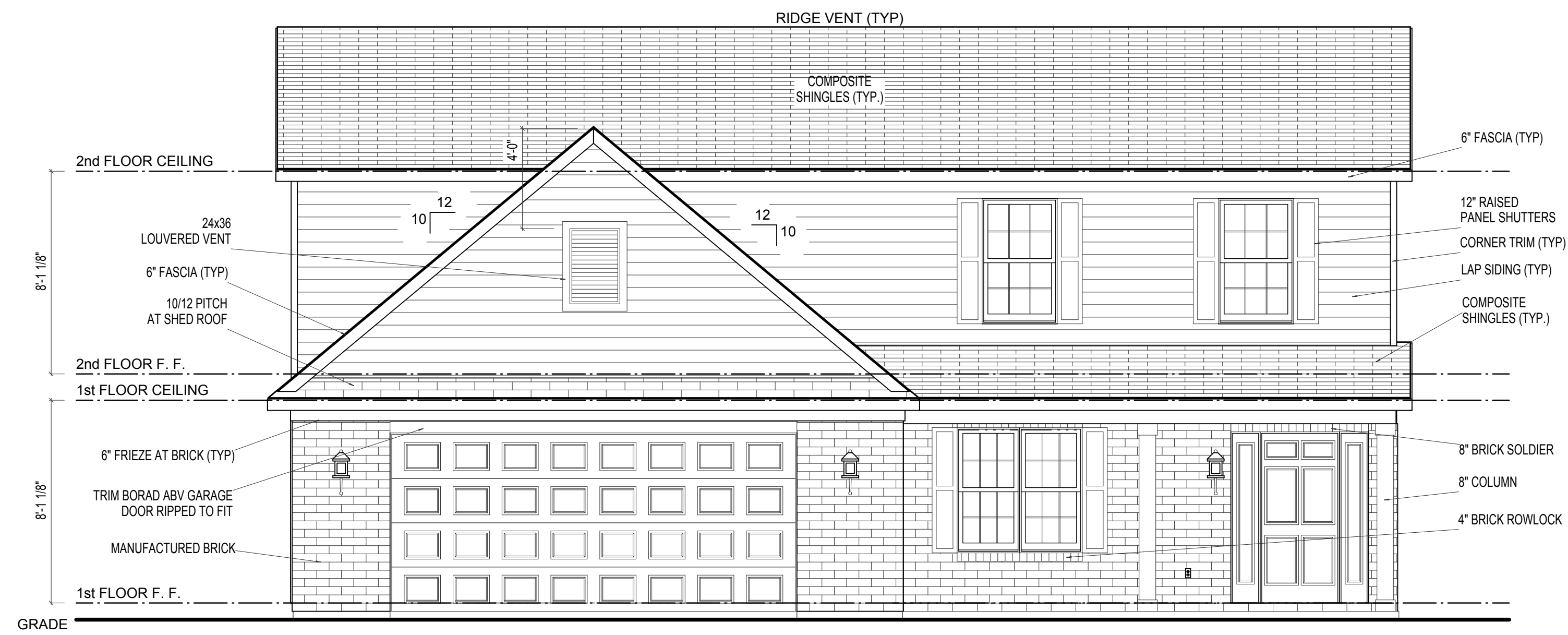
All work shall be performed in accordance with all applicable national, state, and local codes and regulations.

All dimensions are to rough frame of studs or to the outside of masonry.

Final cabinet layout will be designed by cabinet supplier.

All footings to be below frost line and must rest on undisturbed soil capable of handling the building.

All penetrations are to be sealed in accordance with state and local codes.



**FRONT ELEVATION**

ELEVATION A

SCALE: 1/4"=1'-0"

REMARKS

DATE

REV. NO.



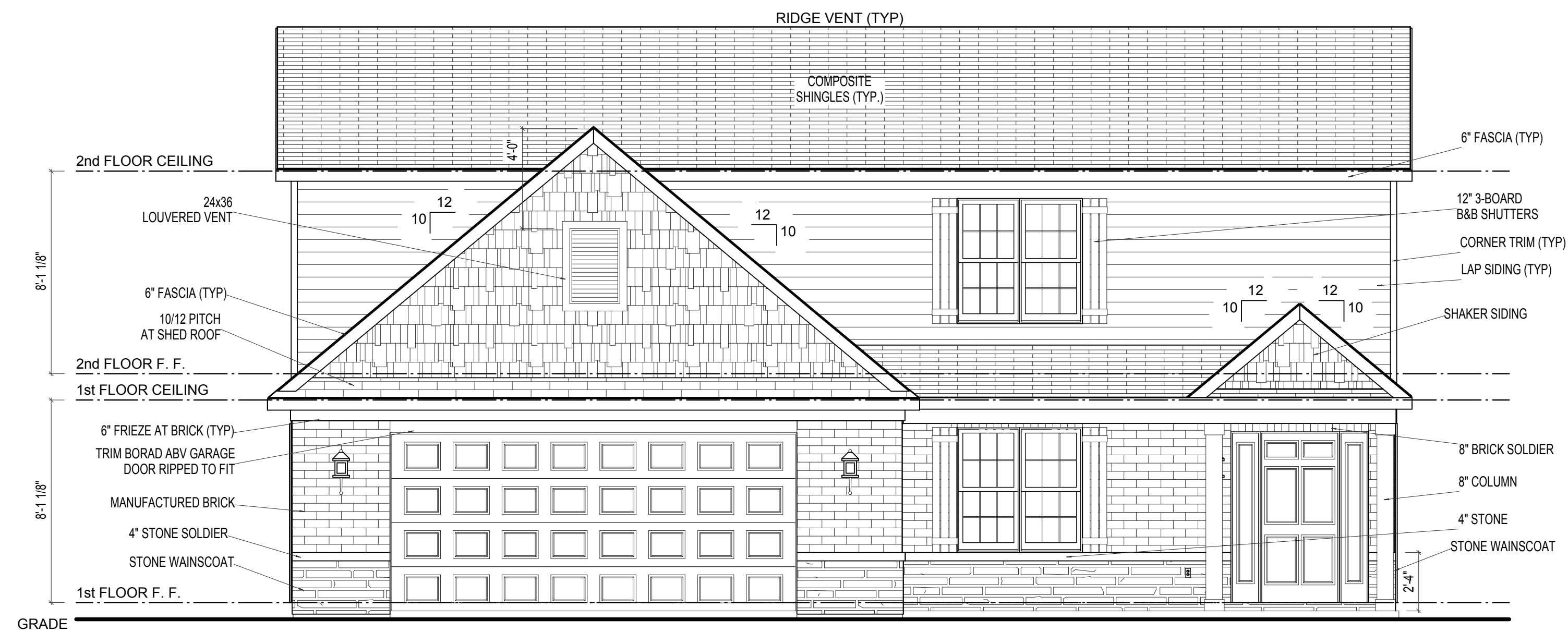
PRINT DATE:  
04/17/2015

Camden  
FOR: \_\_\_\_\_

LOCATION:  
\_\_\_\_\_

SHEET NUMBER

01.00.00



**FRONT ELEVATION**

ELEVATION B

SCALE: 1/4"=1'-0"

REMARKS

DATE

REV. NO.



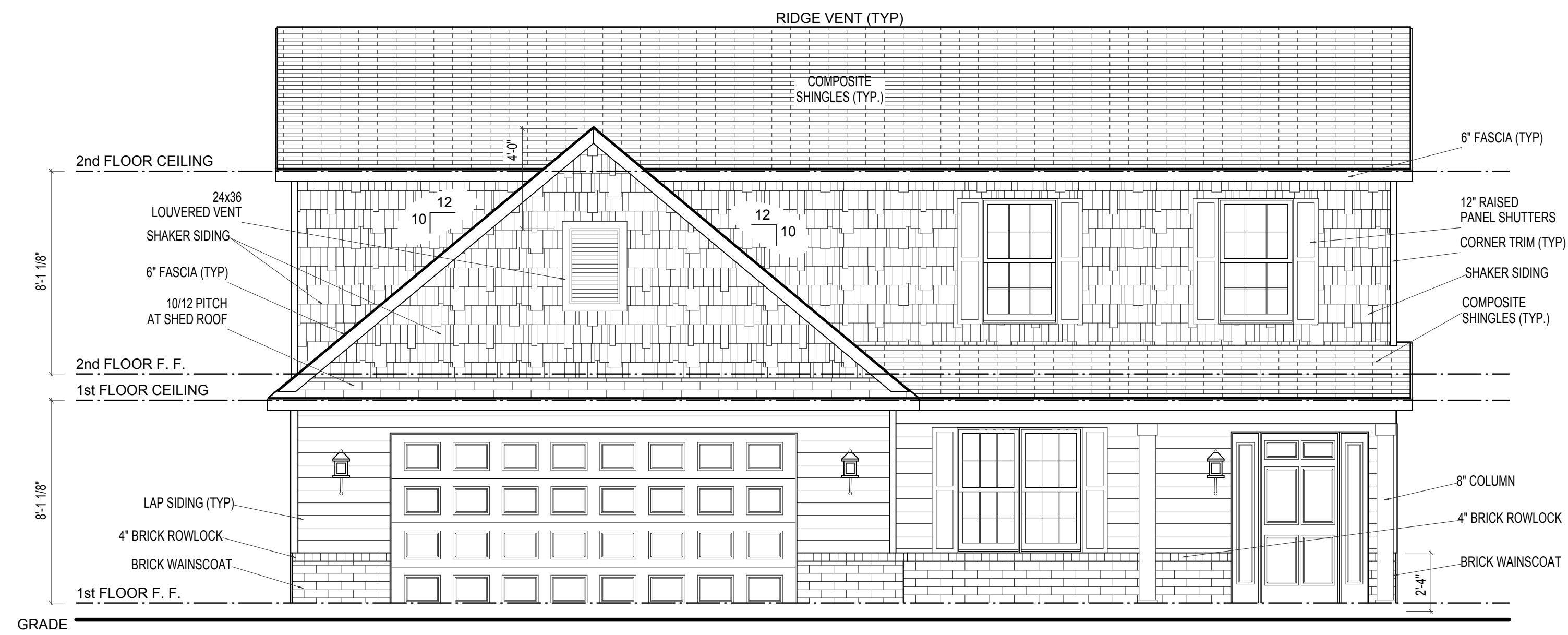
PRINT DATE:  
04/17/2015

Camden  
FOR: \_\_\_\_\_

LOCATION:  
\_\_\_\_\_

SHEET NUMBER

01.00.01



**FRONT ELEVATION**

ELEVATION C

SCALE: 1/4"=1'-0"

REMARKS

DATE

REV. NO.



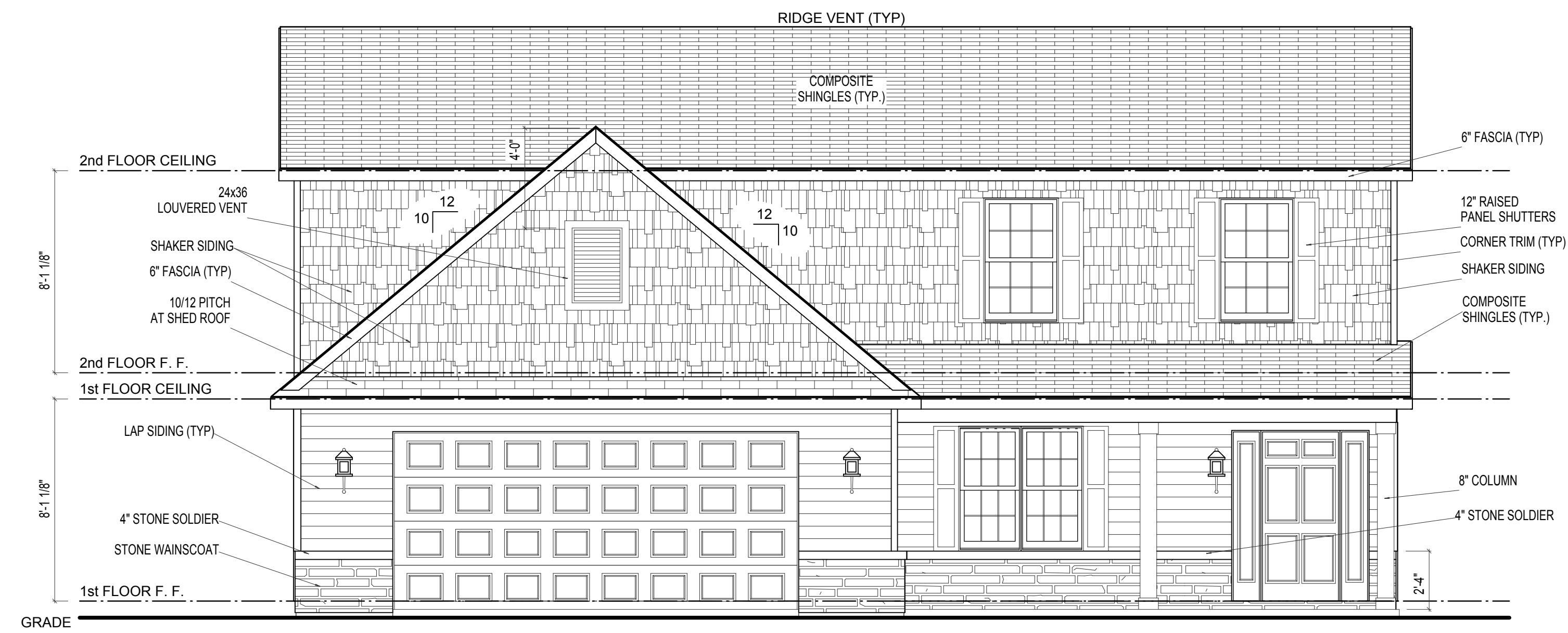
PRINT DATE:  
04/17/2015

Camden  
FOR: \_\_\_\_\_

LOCATION:  
\_\_\_\_\_

SHEET NUMBER

01.00.02



**FRONT ELEVATION**

ELEVATION D

SCALE: 1/4"=1'-0"

REMARKS

DATE

REV. NO.



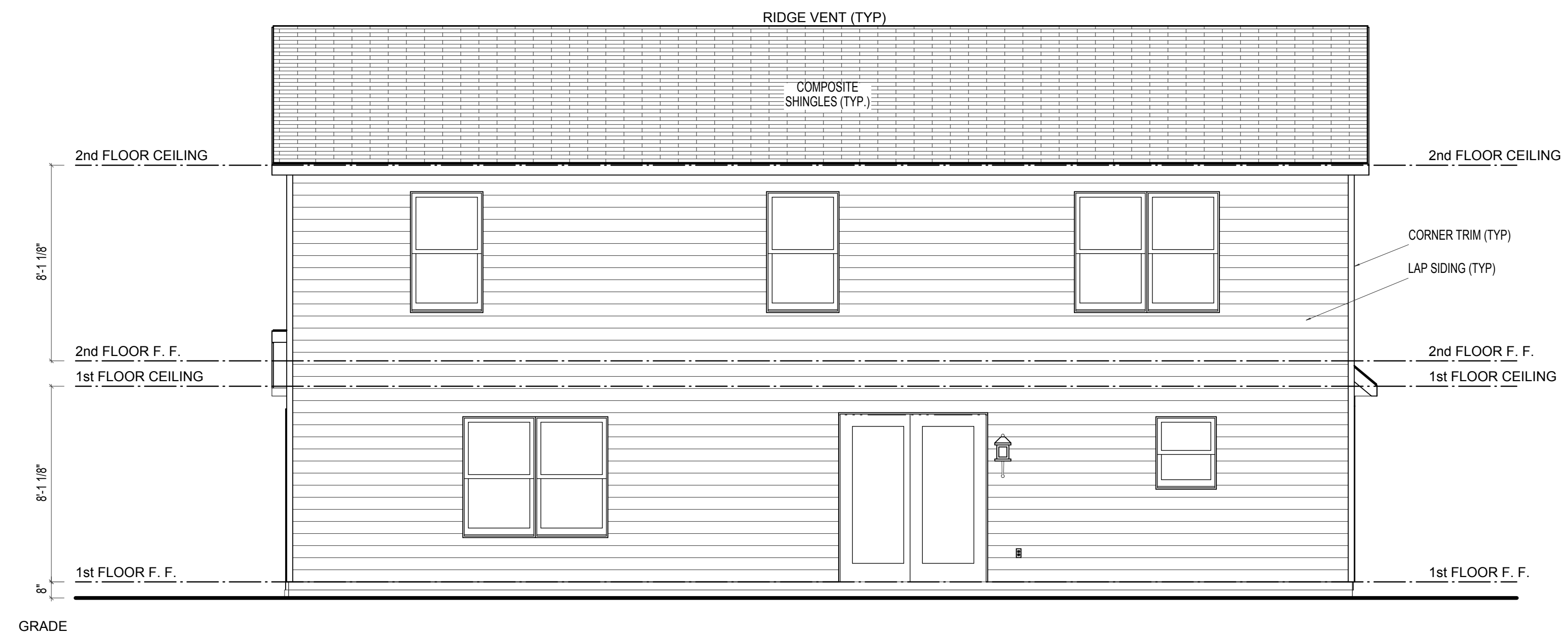
PRINT DATE:  
04/17/2015

Camden  
FOR: \_\_\_\_\_

LOCATION:  
\_\_\_\_\_

SHEET NUMBER


**01.00.03**



**REAR ELEVATION**

ELEVATION A, C, or D SCALE: 1/4"=1'-0"

REV. NO.	DATE	REMARKS

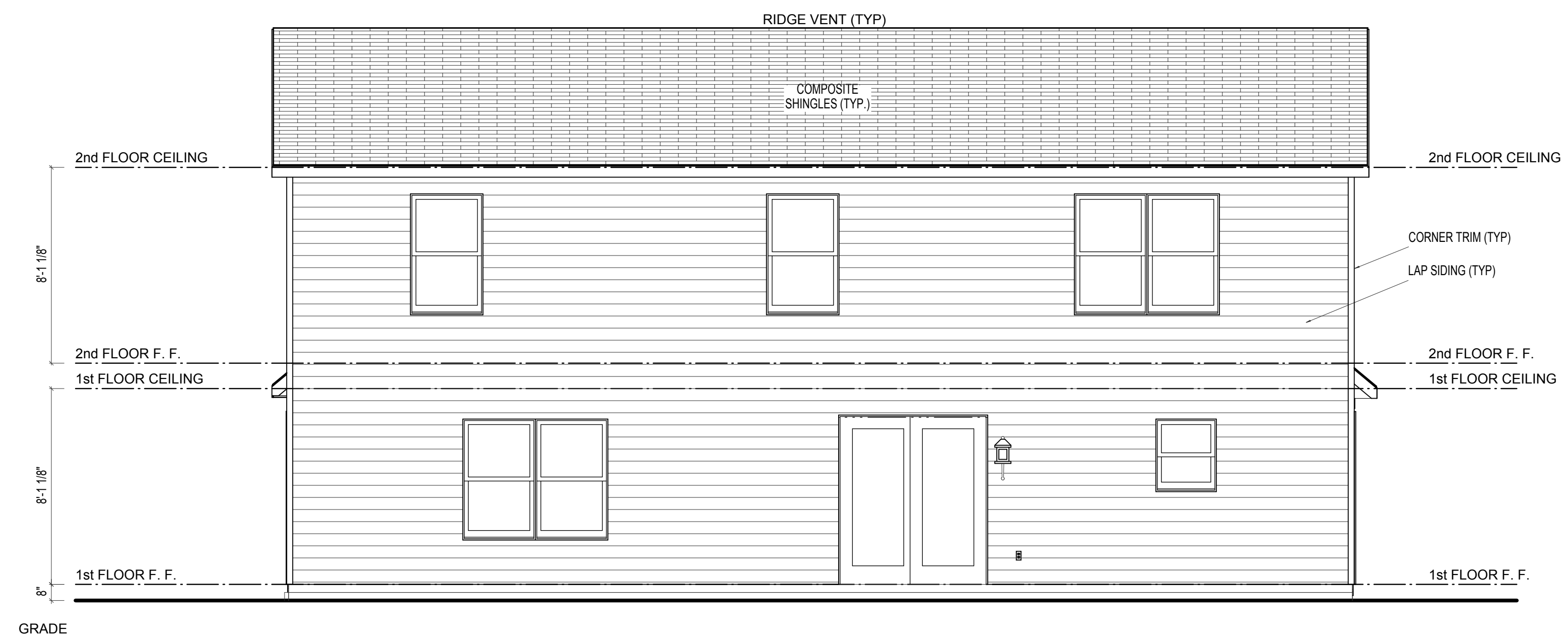


PRINT DATE:  
04/17/2015

Camden  
FOR: \_\_\_\_\_  
LOCATION: \_\_\_\_\_

SHEET NUMBER  
**01.01.00**






**REAR ELEVATION**

ELEVATION B

SCALE: 1/4"=1'-0"

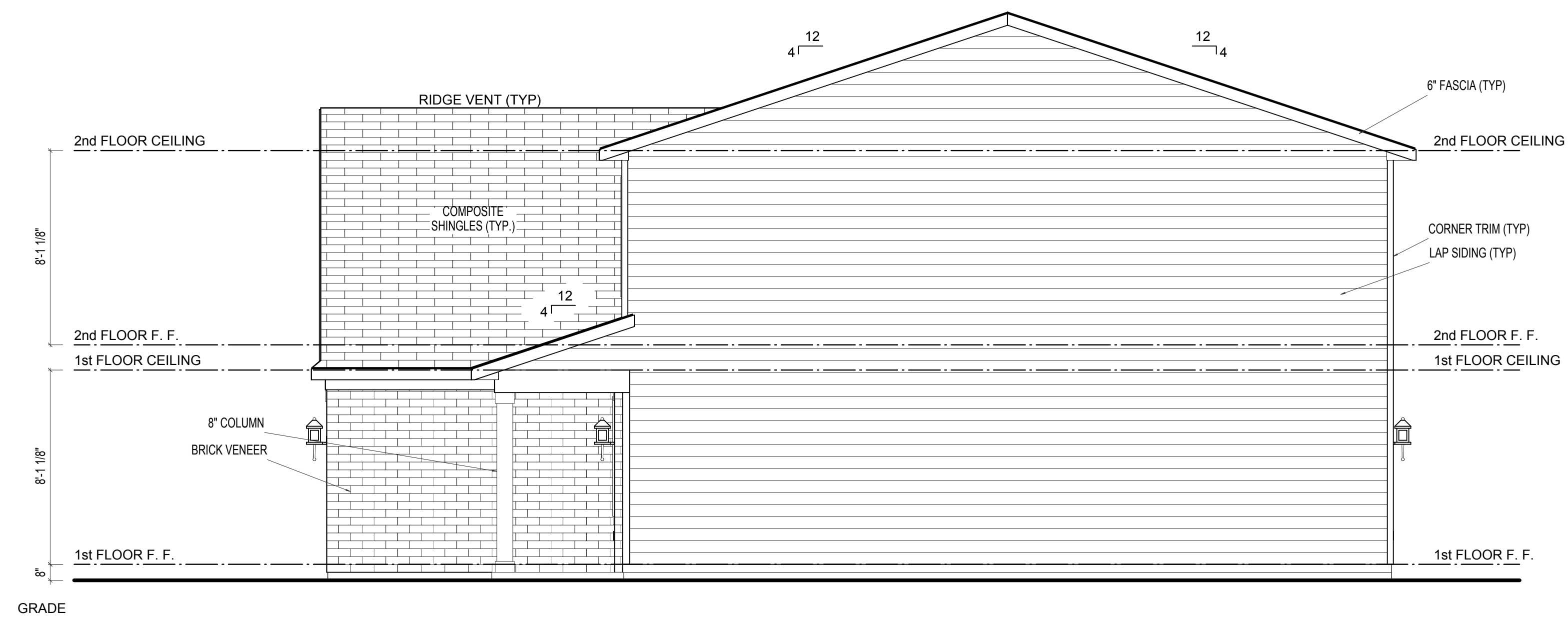
REV. NO.	DATE	REMARKS



PRINT DATE:  
04/17/2015

Camden  
FOR: \_\_\_\_\_  
LOCATION: \_\_\_\_\_

SHEET NUMBER  
**01.01.01**




**RIGHT ELEVATION**

ELEVATION A

SCALE: 1/4"=1'-0"

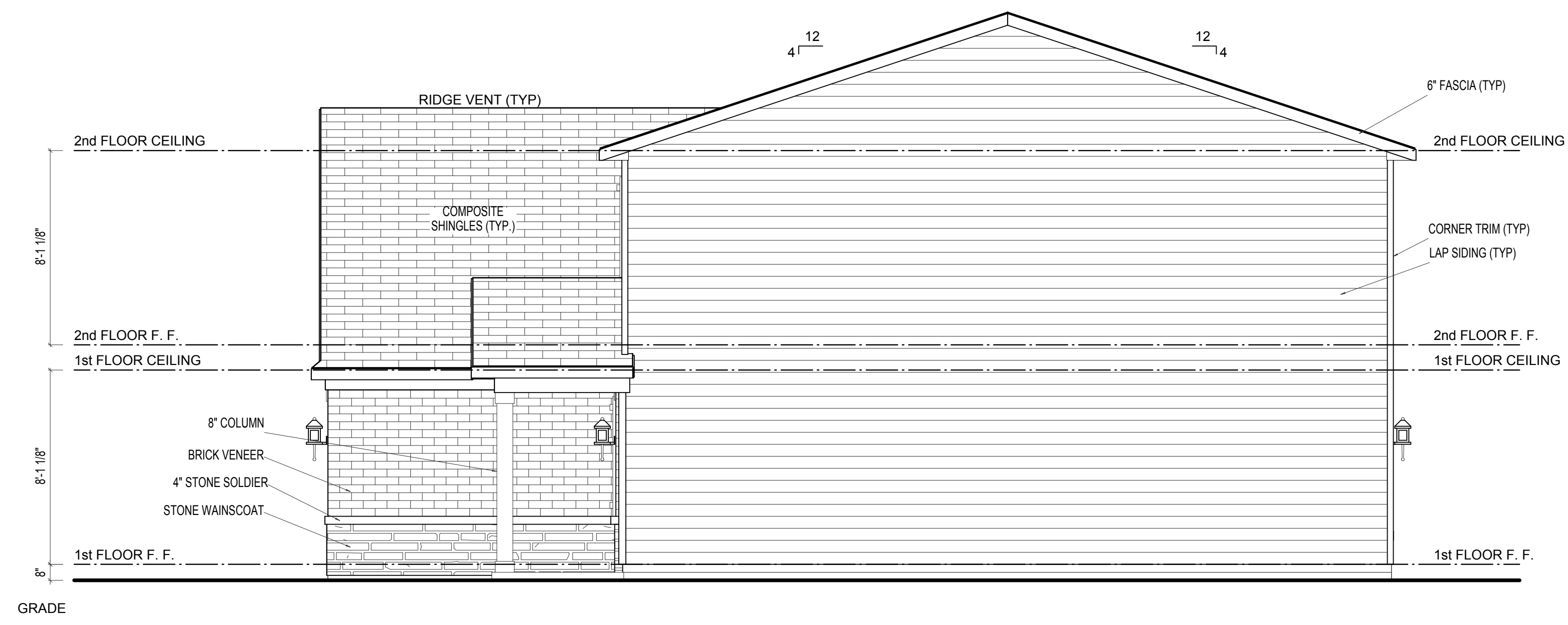
REV. NO.	DATE	REMARKS



PRINT DATE:  
04/17/2015

Camden  
FOR: \_\_\_\_\_  
LOCATION: \_\_\_\_\_

SHEET NUMBER  
**01.02.00**




**RIGHT ELEVATION**

ELEVATION B

SCALE: 1/4"=1'-0"

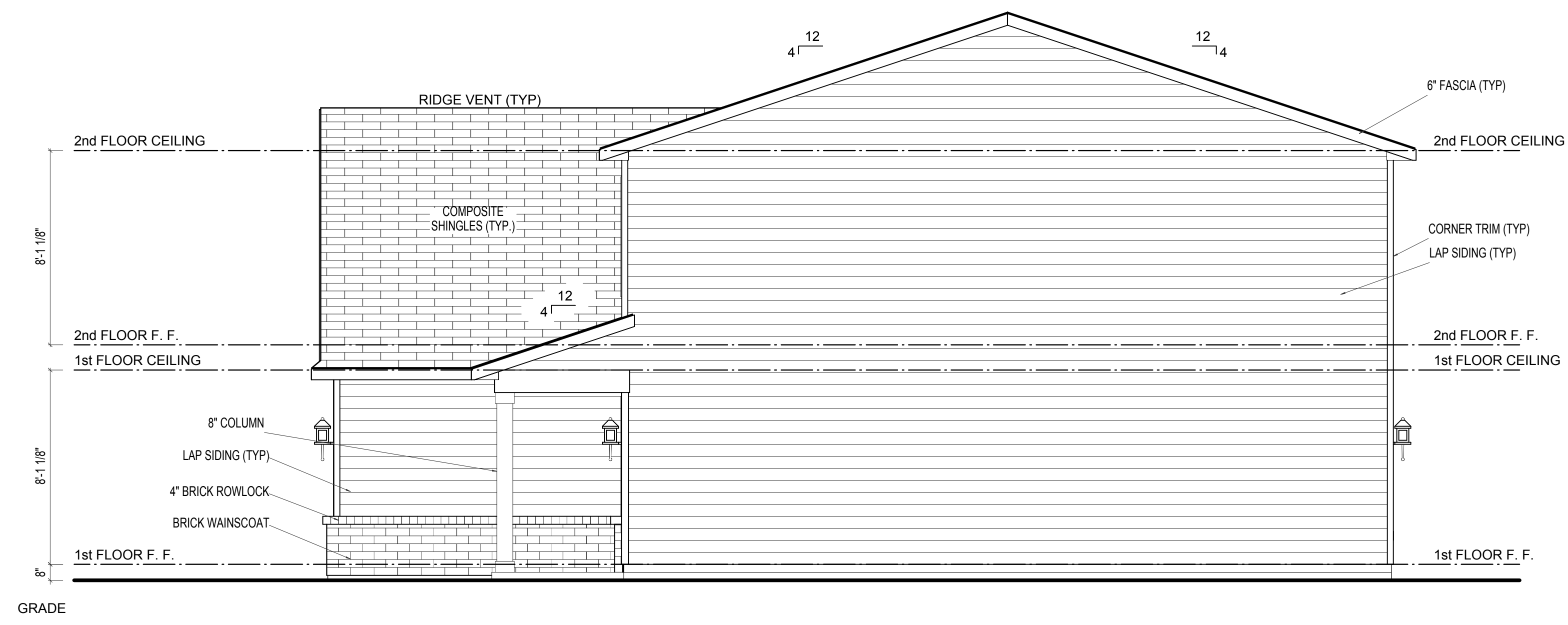
REV. NO.	DATE	REMARKS



PRINT DATE:  
04/17/2015

Camden  
FOR: \_\_\_\_\_  
LOCATION: \_\_\_\_\_

SHEET NUMBER  
**01.02.01**




**RIGHT ELEVATION**

ELEVATION C

SCALE: 1/4"=1'-0"

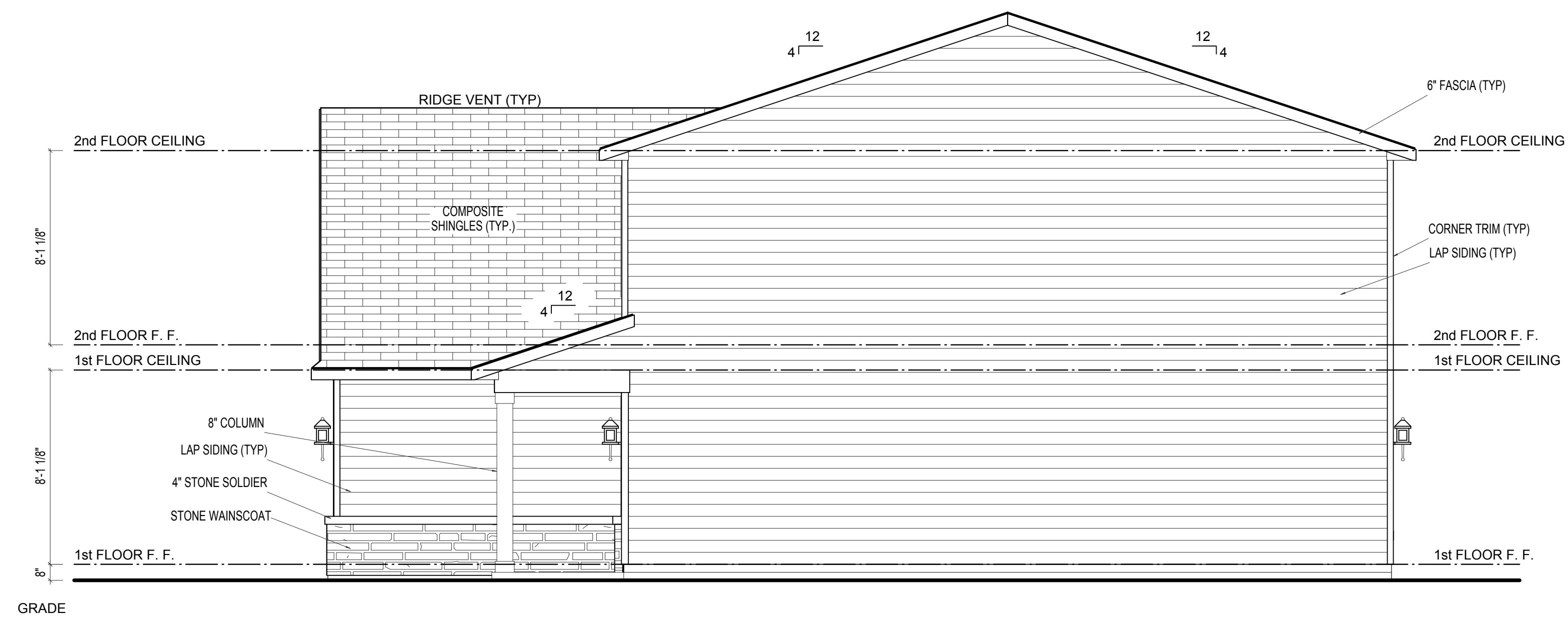
REV. NO.	DATE	REMARKS



PRINT DATE:  
04/17/2015

Camden  
FOR: \_\_\_\_\_  
LOCATION: \_\_\_\_\_

SHEET NUMBER  
**01.02.02**




**RIGHT ELEVATION**

ELEVATION D

SCALE: 1/4"=1'-0"

REV. NO.	DATE	REMARKS



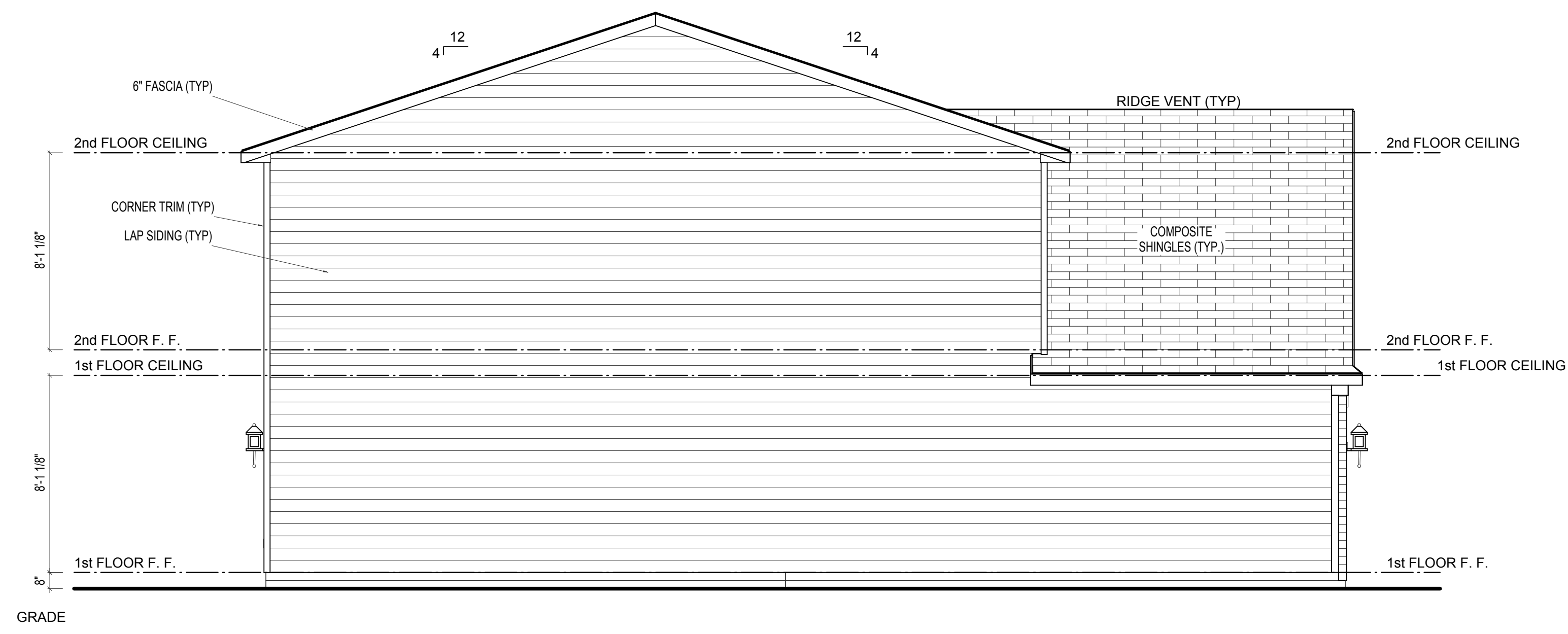
PRINT DATE:  
04/17/2015

FOR: \_\_\_\_\_

LOCATION: \_\_\_\_\_

SHEET NUMBER

**01.02.03**



LEFT ELEVATION

ELEVATION A

SCALE: 1/4"=1'-0"

REMARKS

DATE

REV. NO.

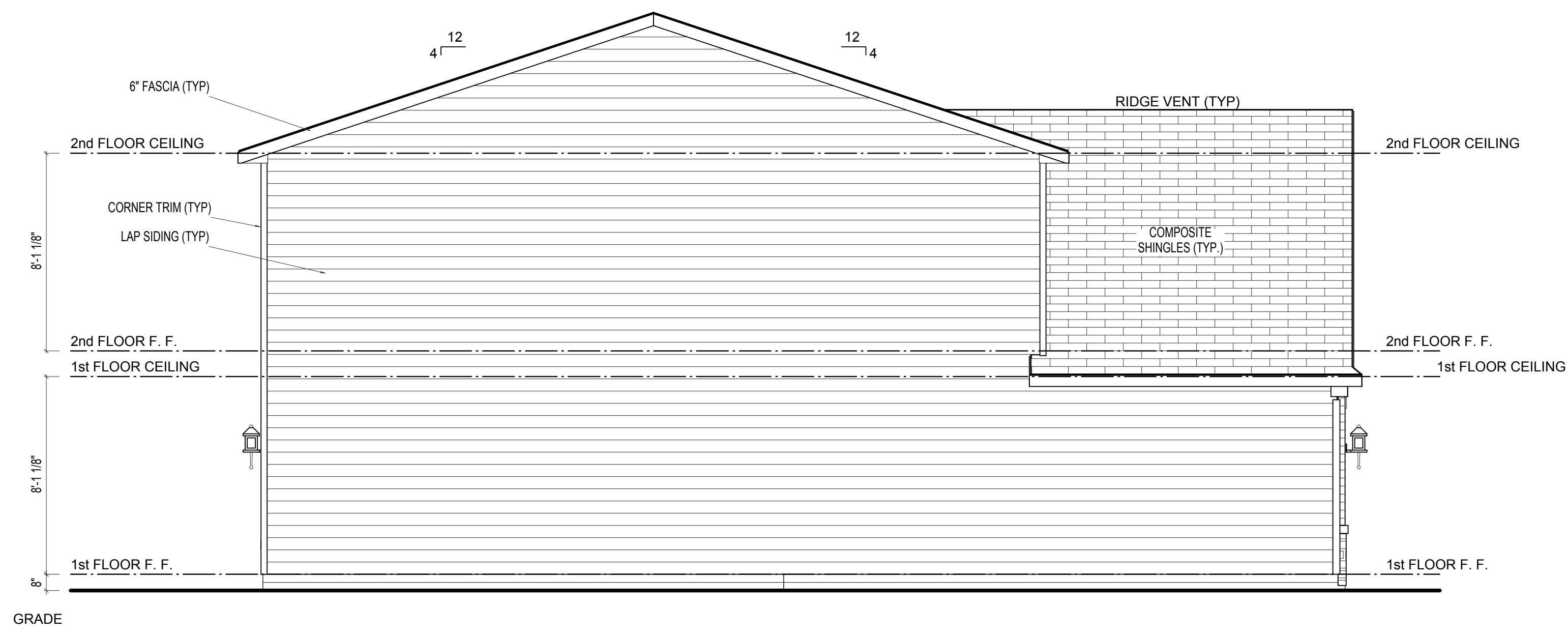


PRINT DATE:  
04/17/2015

Camden  
FOR: \_\_\_\_\_  
LOCATION: \_\_\_\_\_

SHEET NUMBER

01.03.00




**LEFT ELEVATION**

ELEVATION B

SCALE: 1/4"=1'-0"

REV. NO.	DATE	REMARKS



PRINT DATE:  
04/17/2015

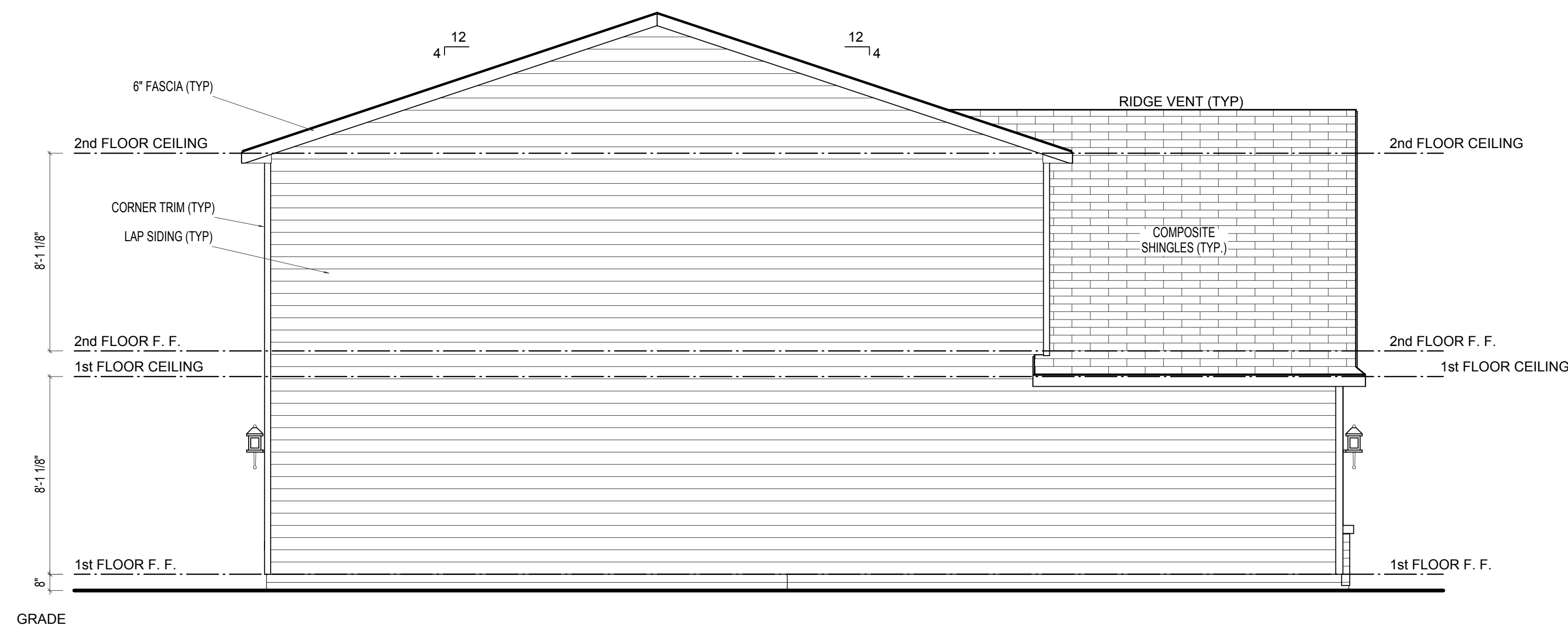
Camden

FOR: \_\_\_\_\_

LOCATION: \_\_\_\_\_

SHEET NUMBER

**01.03.01**



**LEFT ELEVATION**

ELEVATION C

SCALE: 1/4"=1'-0"

REMARKS

DATE

REV. NO.



PRINT DATE:  
04/17/2015

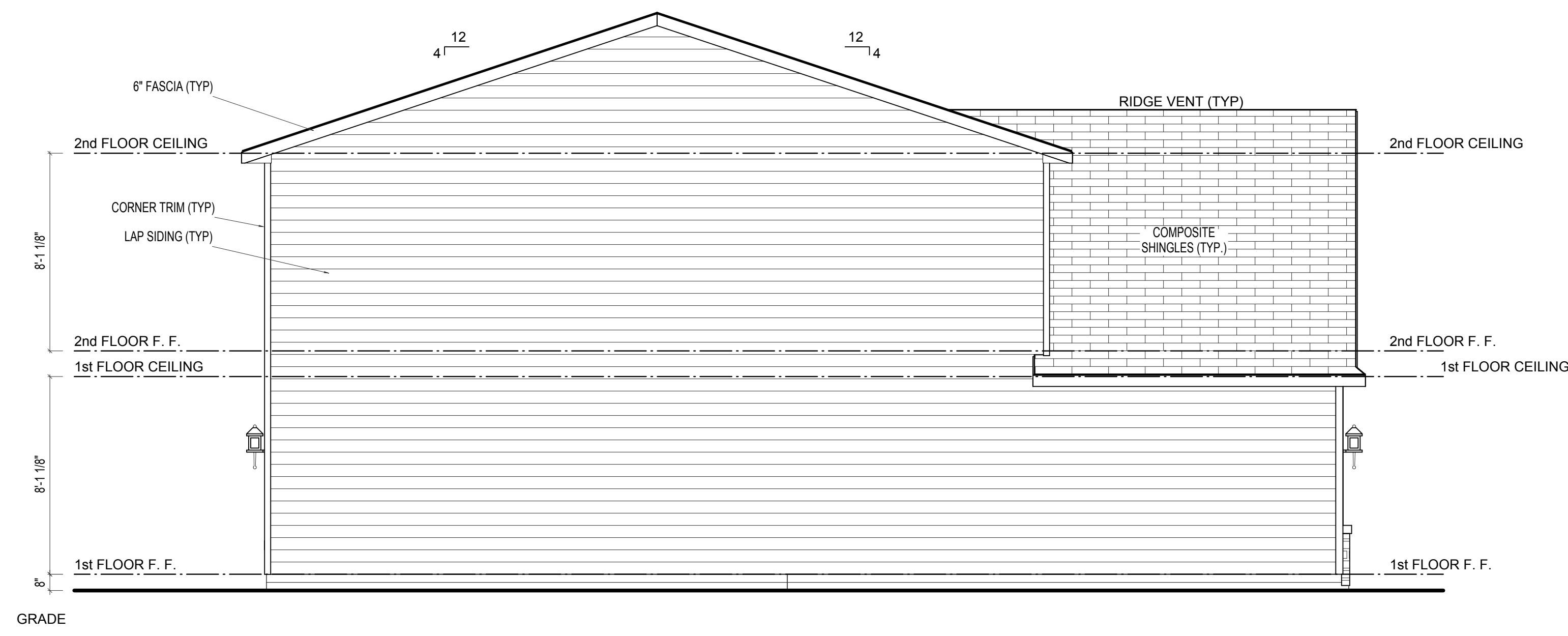
Camden  
FOR: \_\_\_\_\_

LOCATION:  
\_\_\_\_\_

SHEET NUMBER

**01.03.02**





**LEFT ELEVATION**

ELEVATION D

SCALE: 1/4"=1'-0"

REMARKS

DATE

REV. NO.



PRINT DATE:  
04/17/2015

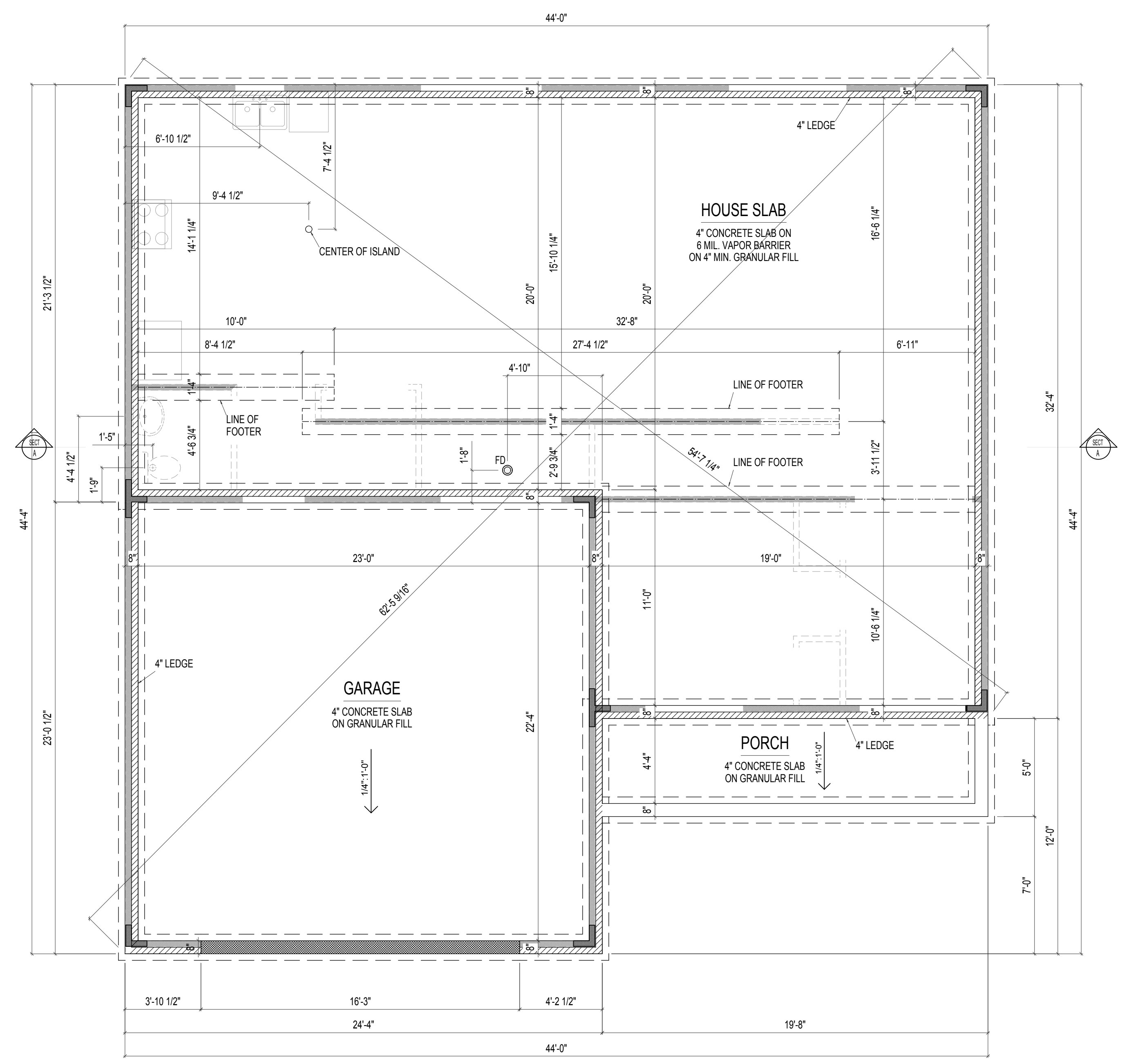
Camden  
FOR: \_\_\_\_\_

LOCATION:  
\_\_\_\_\_

SHEET NUMBER

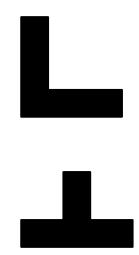
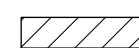
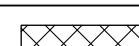
**01.03.03**

- FOUNDATION PLAN NOTES:**
1. ALL DIMENSIONS ARE TO THE OUTSIDE OF MASONRY
  2. SLOPE EXTERIOR SLABS AWAY FROM BUILDING FOUNDATION WALLS FOR DRAINAGE
  3. ALL BEAMS AND LOCATIONS ARE TO BE VERIFIED WITH THE ENGINEERED FLOOR SYSTEM LAYOUT
  4. ANY WALK-OUT CONDITION IS TO BE VERIFIED WITH THE BUILDER
  5. IT IS THE CONTRACTOR'S RESPONSIBILITY TO VERIFY ALL MECHANICAL AND ELECTRICAL REQUIREMENTS AND CLEARANCES.
  6. DIMENSIONS TO BEAM LOCATIONS ARE TO THE CENTER OF BEAM.




**FOUNDATION PLAN**

ELEVATION A, B, C, or D SCALE: 1/4"=1'-0"

 LOCATION OF FRAMED WALL ABOVE  
 BRICK LEDGE HATCH  
 STONE LEDGE HATCH

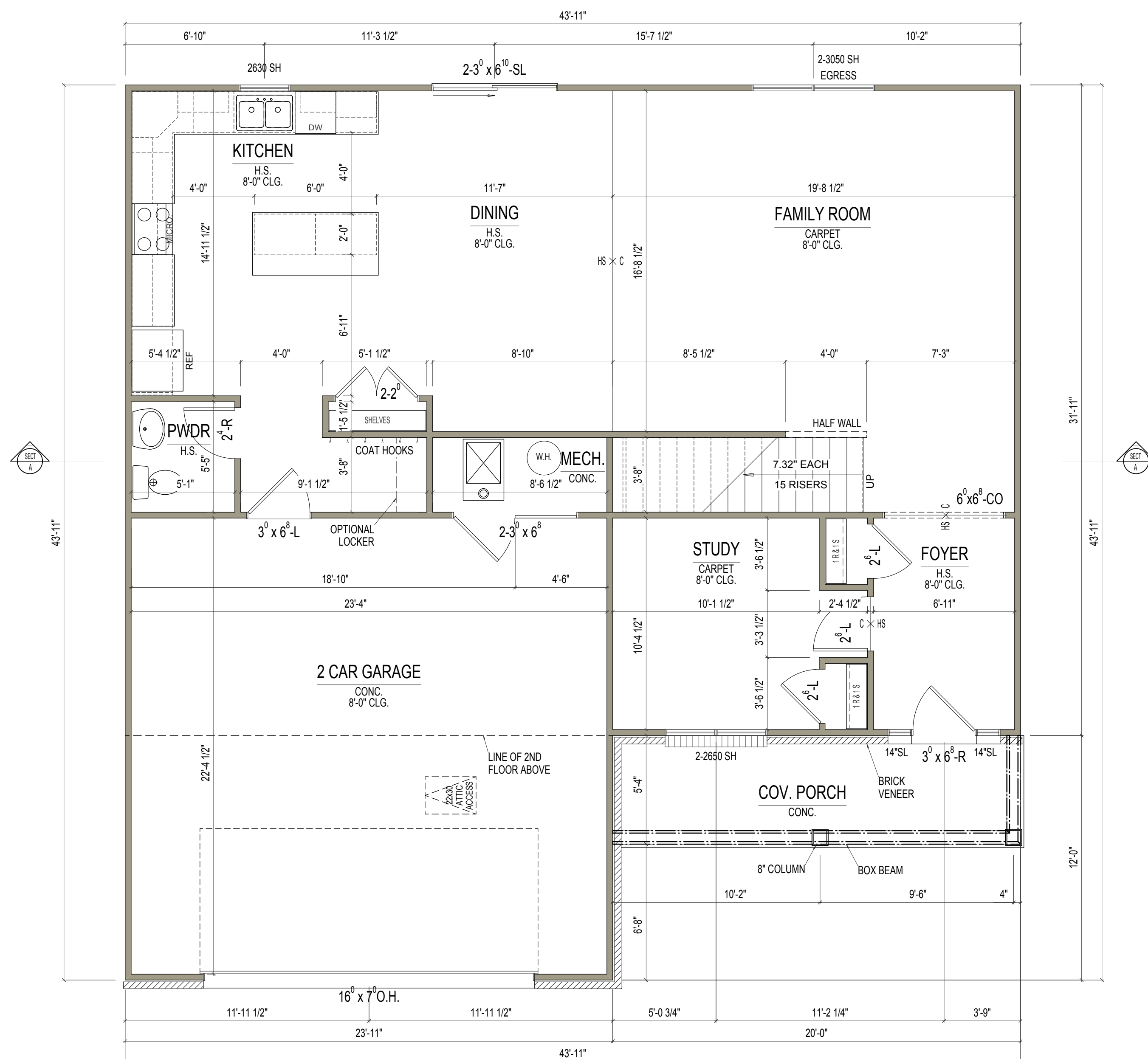
REV. NO.	DATE	REMARKS



PRINT DATE:  
04/17/2015

Camden  
 FOR: \_\_\_\_\_  
 LOCATION: \_\_\_\_\_  
 SHEET NUMBER  
**02.01.00**


- FLOOR PLAN NOTES:**
1. ALL DIMENSIONS ARE TO THE ROUGH FRAME OF STUDS
  2. CENTER ALL OPENINGS UNLESS OTHERWISE NOTED
  3. THESE PLANS ARE NOT TO BE SCALED FOR CONSTRUCTION PURPOSES
  4. FINAL CABINET LAYOUT WILL BE DESIGNED BY CABINET SUPPLIER
  5. IT IS THE CONTRACTOR'S RESPONSIBILITY TO VERIFY THE ACCURACY OF ALL DETAILS AND DIMENSIONS
  6. VARY WITH THE WINDOW MFG. ALL WINDOW SIZES AND EGRESS REQ.



**FIRST FLOOR PLAN**

ELEVATION A SCALE: 1/4"=1'-0"

REV. NO.	DATE	REMARKS

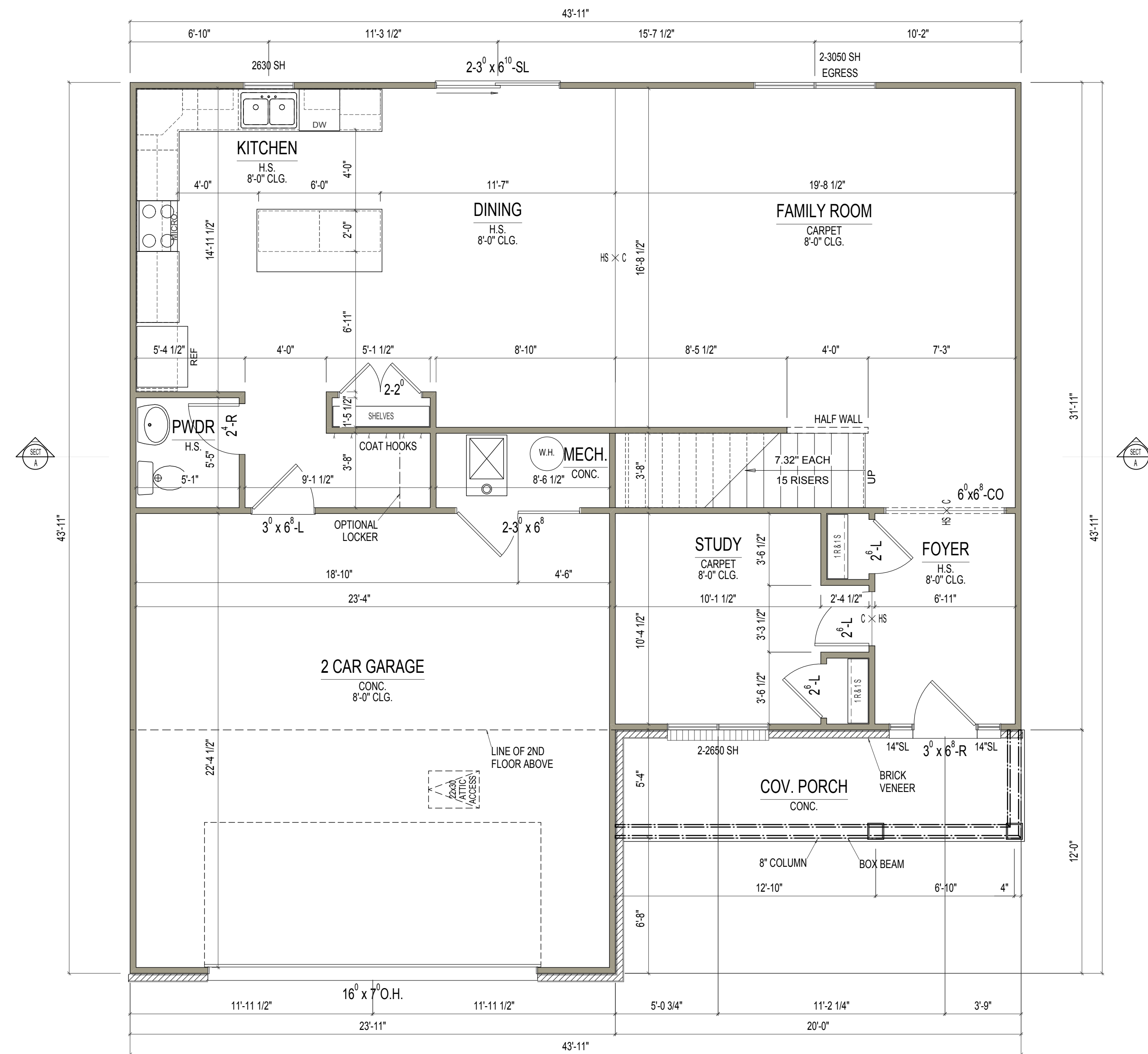


PRINT DATE:  
04/17/2015

Camden  
FOR: \_\_\_\_\_  
LOCATION: \_\_\_\_\_

SHEET NUMBER  
**03.00.00**

- FLOOR PLAN NOTES:**
1. ALL DIMENSIONS ARE TO THE ROUGH FRAME OF STUDS
  2. CENTER ALL OPENINGS UNLESS OTHERWISE NOTED
  3. THESE PLANS ARE NOT TO BE SCALED FOR CONSTRUCTION PURPOSES
  4. FINAL CABINET LAYOUT WILL BE DESIGNED BY CABINET SUPPLIER
  5. IT IS THE CONTRACTOR'S RESPONSIBILITY TO VERIFY THE ACCURACY OF ALL DETAILS AND DIMENSIONS
  6. VERIFY WITH THE WINDOW MFG. ALL WINDOW SIZES AND EGRESS REQ.



**FIRST FLOOR PLAN**

ELEVATION B SCALE: 1/4"=1'-0"

REMARKS

DATE

REV. NO.



PRINT DATE:  
04/17/2015

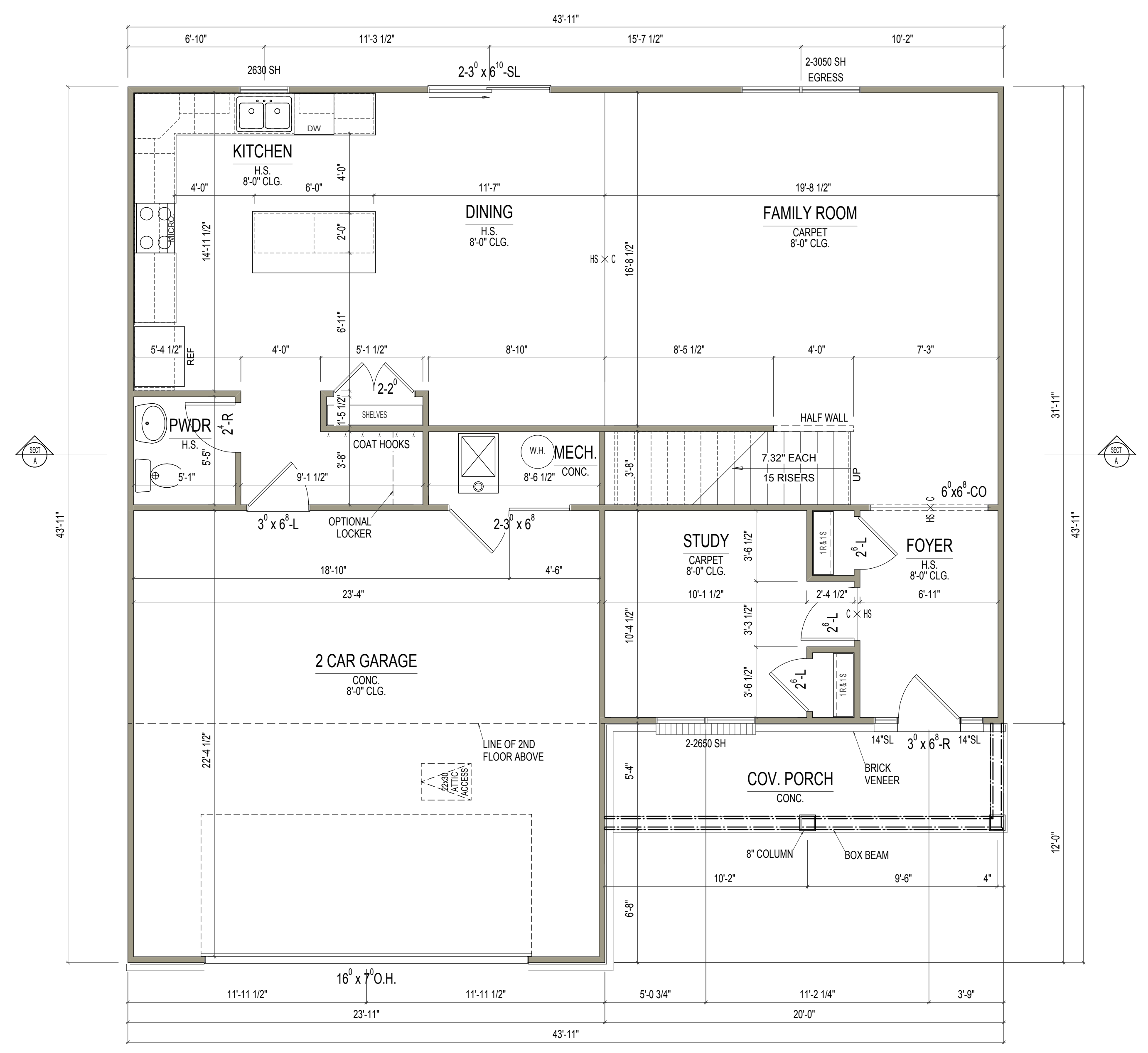
Camden  
FOR: \_\_\_\_\_

LOCATION:  
\_\_\_\_\_

SHEET NUMBER

**03.00.01**


- FLOOR PLAN NOTES:**
1. ALL DIMENSIONS ARE TO THE ROUGH FRAME OF STUDS
  2. CENTER ALL OPENINGS UNLESS OTHERWISE NOTED
  3. THESE PLANS ARE NOT TO BE SCALED FOR CONSTRUCTION PURPOSES
  4. FINAL CABINET LAYOUT WILL BE DESIGNED BY CABINET SUPPLIER
  5. IT IS THE CONTRACTOR'S RESPONSIBILITY TO VERIFY THE ACCURACY OF ALL DETAILS AND DIMENSIONS
  6. VERIFY WITH THE WINDOW MFG. ALL WINDOW SIZES AND EGRESS REQ.



**FIRST FLOOR PLAN**

ELEVATION C or D SCALE: 1/4"=1'-0"

REV. NO.	DATE	REMARKS

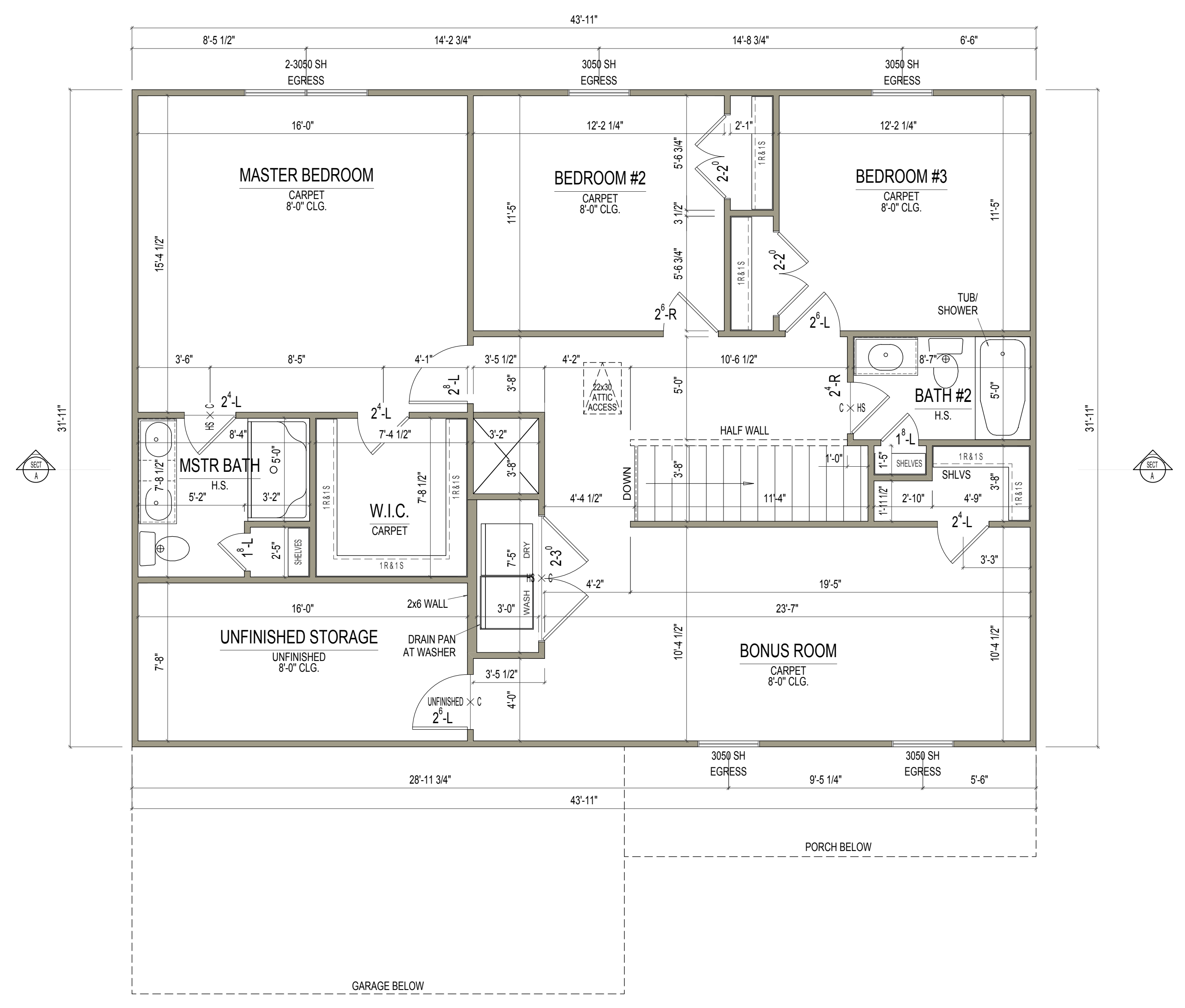


PRINT DATE:  
04/17/2015

Camden  
FOR: \_\_\_\_\_  
LOCATION: \_\_\_\_\_

SHEET NUMBER  
**03.00.02**


- FLOOR PLAN NOTES:**  
1. ALL DIMENSIONS ARE TO THE ROUGH FRAME OF STUDS  
2. CENTER ALL OPENINGS UNLESS OTHERWISE NOTED  
3. THESE PLANS ARE NOT TO BE SCALED FOR CONSTRUCTION PURPOSES  
4. FINAL CABINET LAYOUT WILL BE DESIGNED BY CABINET SUPPLIER  
5. IT IS THE CONTRACTOR'S RESPONSIBILITY TO VERIFY THE ACCURACY OF ALL DETAILS AND DIMENSIONS  
6. VERIFY WITH THE WINDOW MFG. ALL WINDOW SIZES AND EGRESS REQ.



### SECOND FLOOR PLAN

ELEVATION A, C, or D      SCALE: 1/4"=1'-0"

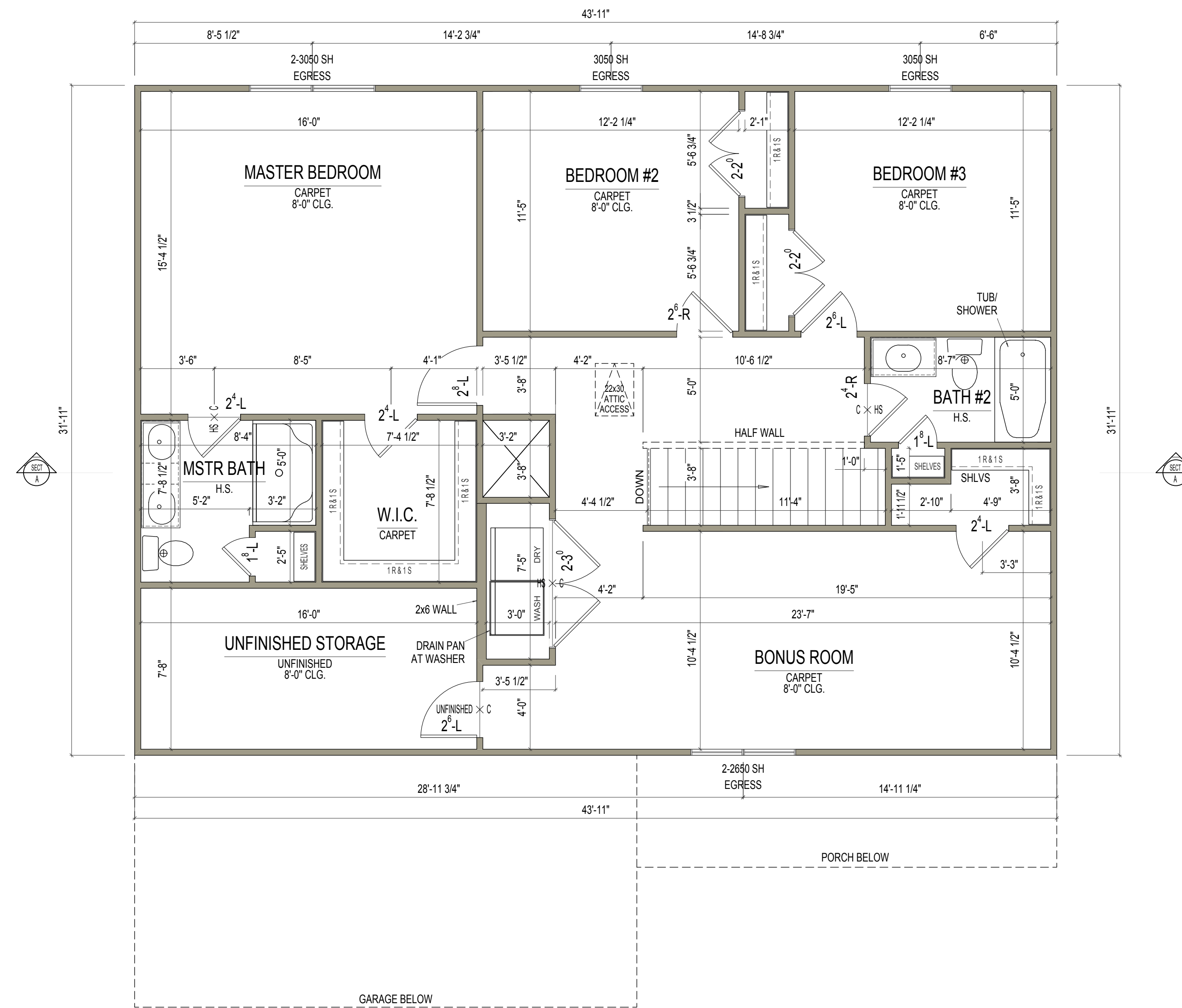
REV. NO.	DATE	REMARKS



**PRINT DATE:**  
04/17/2015

<b>Camden</b> FOR: _____ LOCATION: _____	SHEET NUMBER <b>03.01.00</b>
------------------------------------------------	---------------------------------

- FLOOR PLAN NOTES:**
1. ALL DIMENSIONS ARE TO THE ROUGH FRAME OF STUDS
  2. CENTER ALL OPENINGS UNLESS OTHERWISE NOTED
  3. THESE PLANS ARE NOT TO BE SCALED FOR CONSTRUCTION PURPOSES
  4. FINAL CABINET LAYOUT WILL BE DESIGNED BY CABINET SUPPLIER
  5. IT IS THE CONTRACTOR'S RESPONSIBILITY TO VERIFY THE ACCURACY OF ALL DETAILS AND DIMENSIONS
  6. VERIFY WITH THE WINDOW MFG. ALL WINDOW SIZES AND EGRESS REQ.



**SECOND FLOOR PLAN**

ELEVATION B

SCALE: 1/4"=1'-0"

REMARKS

DATE

REV. NO.



PRINT DATE:  
04/17/2015

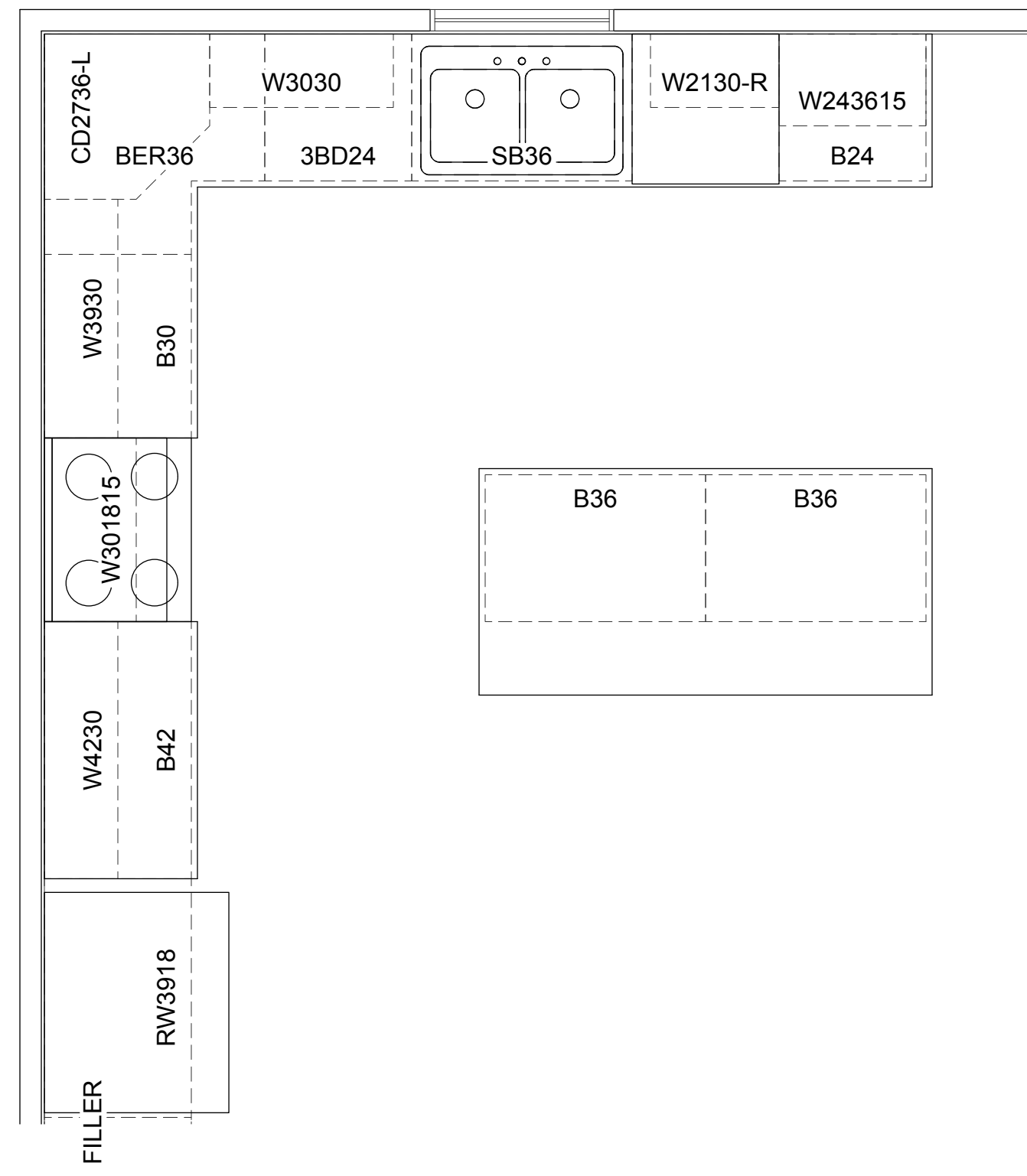
Camden  
FOR: \_\_\_\_\_

LOCATION:  
\_\_\_\_\_

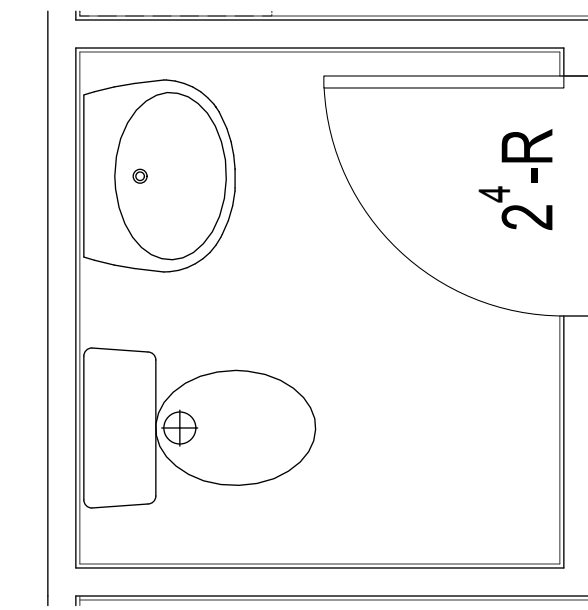
SHEET NUMBER

**03.01.01**

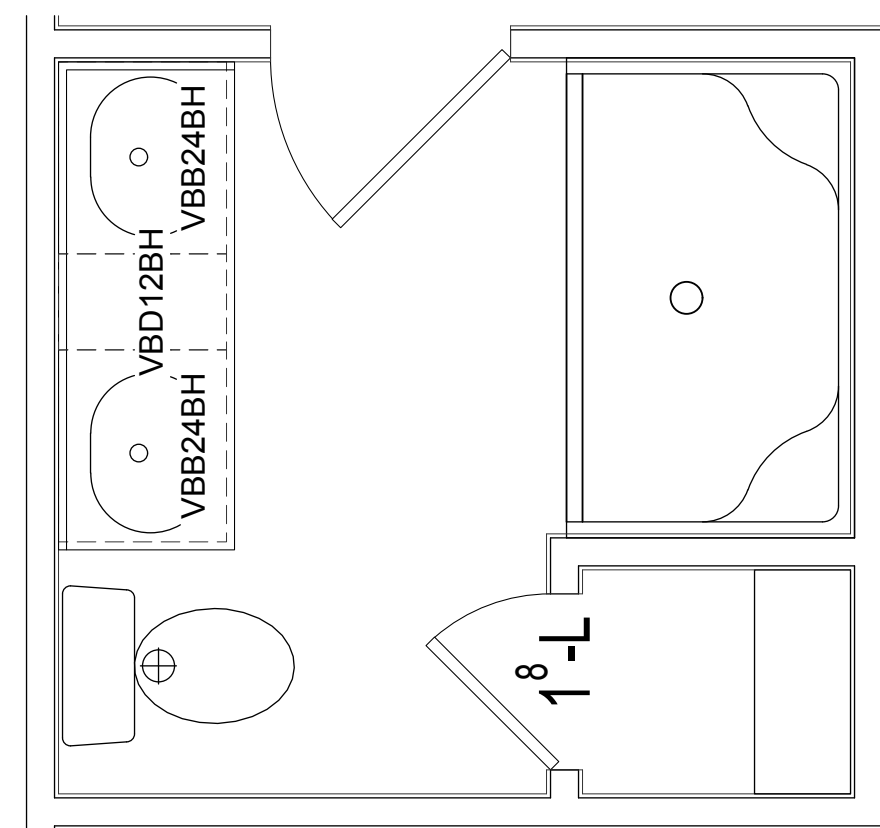
- FLOOR PLAN NOTES:**
1. ALL DIMENSIONS ARE TO THE ROUGH FRAME OF STUDS
  2. CENTER ALL OPENINGS UNLESS OTHERWISE NOTED
  3. THESE PLANS ARE NOT TO BE SCALED FOR CONSTRUCTION PURPOSES
  4. FINAL CABINET LAYOUT WILL BE DESIGNED BY CABINET SUPPLIER
  5. IT IS THE CONTRACTOR'S RESPONSIBILITY TO VERIFY THE ACCURACY OF ALL DETAILS AND DIMENSIONS
  6. VERIFY WITH THE WINDOW MFG. ALL WINDOW SIZES AND EGRESS REQ.



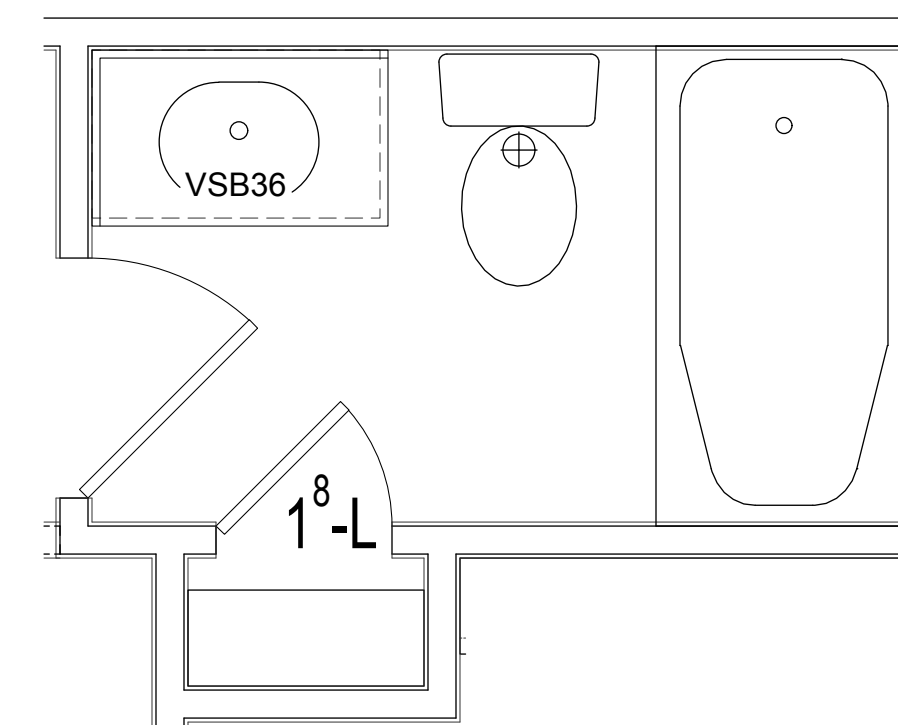
**KITCHEN LAYOUT**  
SCALE: 1/2"=1'-0"



**POWDER BATH**  
SCALE: 1/2"=1'-0"




**MASTER BATH**  
SCALE: 1/2"=1'-0"



**BATH #2**  
SCALE: 1/2"=1'-0"

REV. NO.	DATE	REMARKS



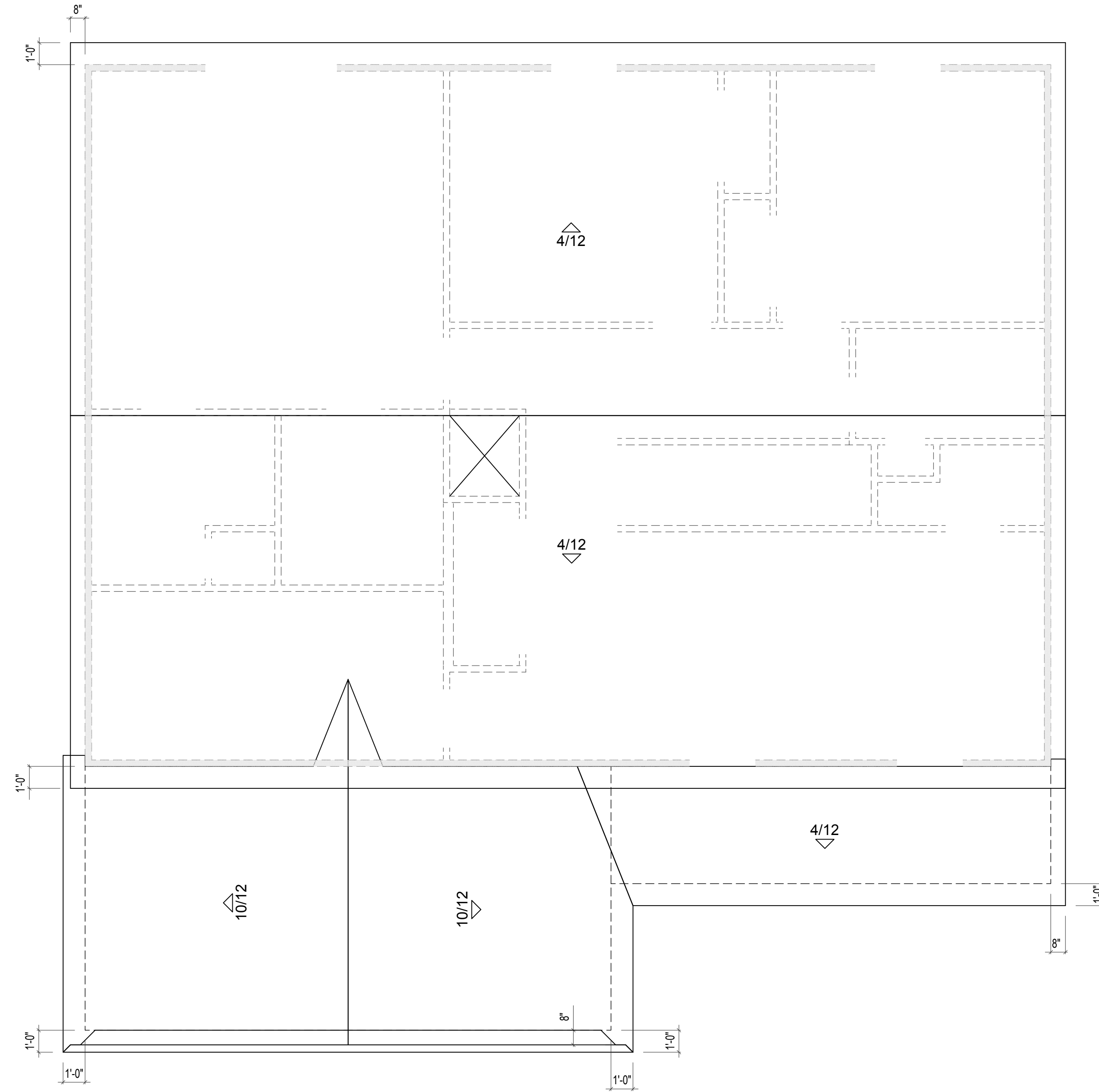
**PRINT DATE:**  
04/17/2015

**Camden**  
FOR: \_\_\_\_\_  
LOCATION: \_\_\_\_\_

SHEET NUMBER  
**03.02.00**




**ROOF PLAN NOTES:**  
 1. ALL ROOF OVERHANGS ARE TO BE AT 1'-0" U.N.O.  
 2. THESE PLANS ARE NOT TO BE SCALED FOR CONSTRUCTION PURPOSES  
 3. IT IS THE CONTRACTOR'S RESPONSIBILITY TO VERIFY THE ACCURACY OF ALL DETAILS AND DIMENSIONS



**ROOF PLAN**

ELEVATION A, C, or D

SCALE: 1/4"=1'-0"

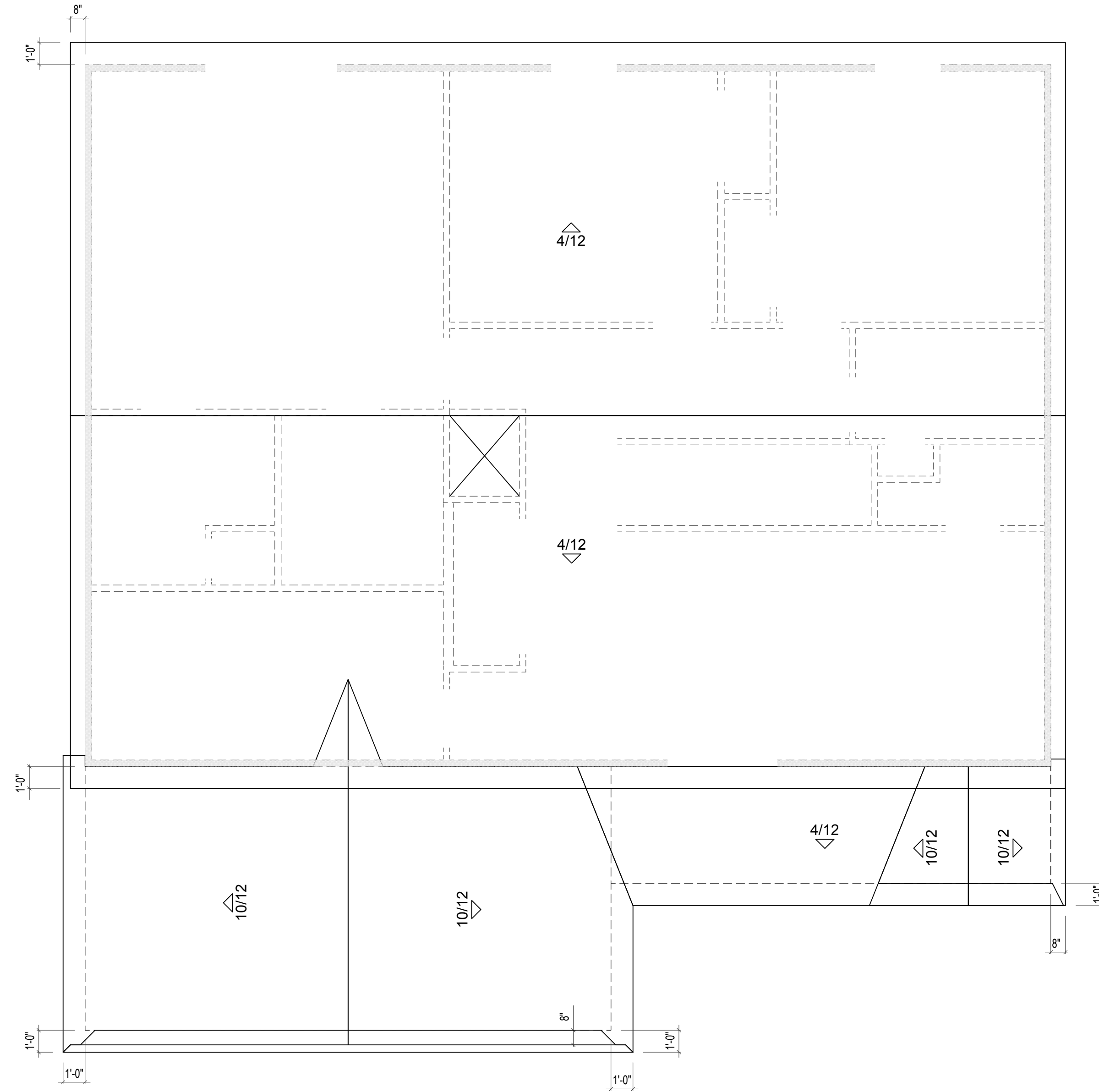


PRINT DATE:  
04/17/2015

Camden  
 FOR: \_\_\_\_\_  
 LOCATION: \_\_\_\_\_  
 SHEET NUMBER  
**04.01.00**

REV. NO.	DATE	REMARKS


**ROOF PLAN NOTES:**  
 1. ALL ROOF OVERHANGS ARE TO BE AT 1'-0" U.N.O.  
 2. THESE PLANS ARE NOT TO BE SCALED FOR CONSTRUCTION PURPOSES  
 3. IT IS THE CONTRACTOR'S RESPONSIBILITY TO VERIFY THE ACCURACY OF ALL DETAILS AND DIMENSIONS



**ROOF PLAN**

ELEVATION B

SCALE: 1/4"=1'-0"



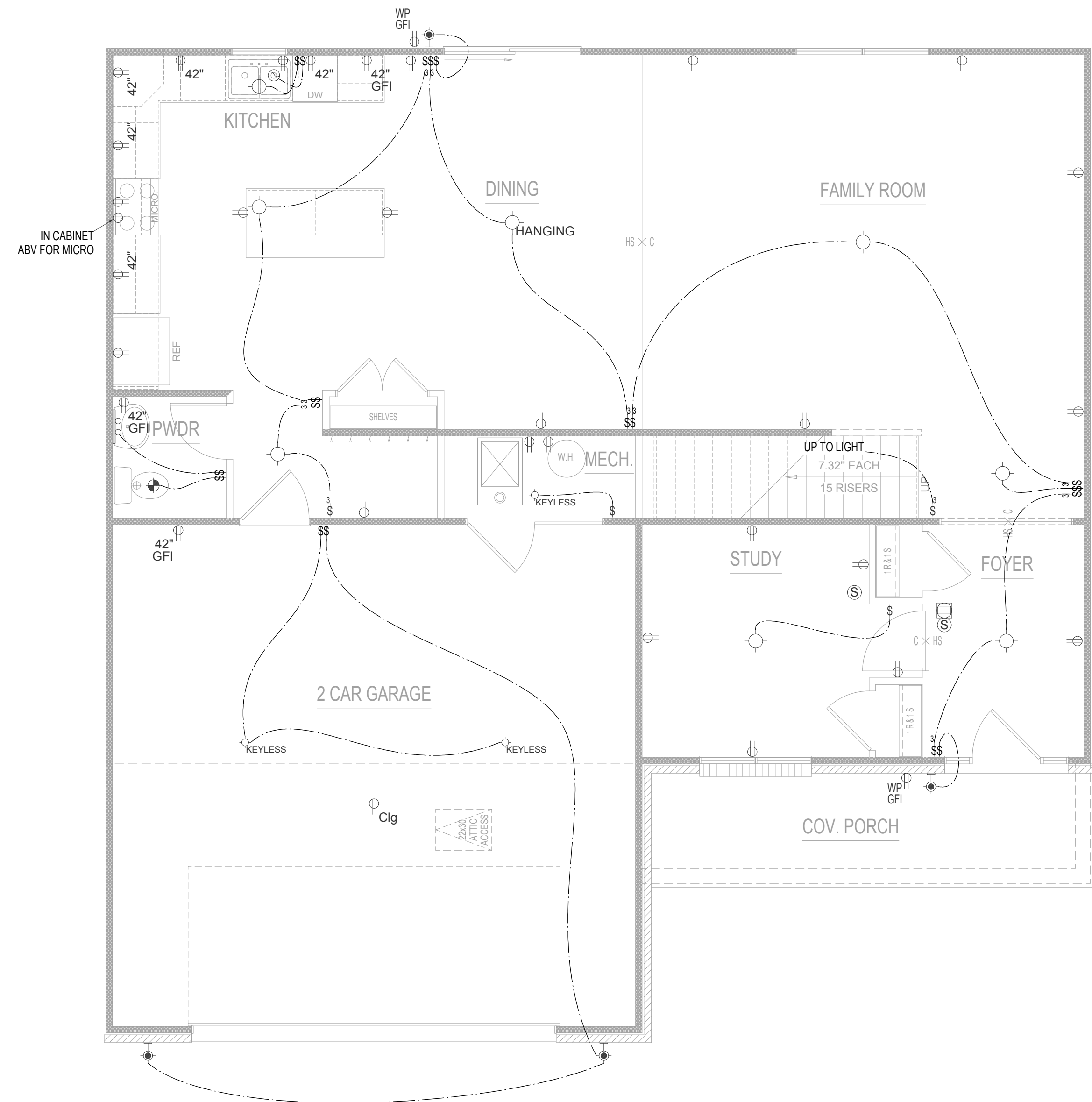
PRINT DATE:  
04/17/2015

Camden  
 FOR: \_\_\_\_\_  
 LOCATION: \_\_\_\_\_

SHEET NUMBER

04.01.01

REV. NO.	DATE	REMARKS



### FIRST FLOOR ELECTRICAL

ELEVATION A, B, C, or D

SCALE: 1/4"=1'-0"

	SINGLE POLE SWITCH
	THREE WAY SWITCH
	FOUR WAY SWITCH
	DIMMER SWITCH
	PHOTO CELL SWITCH
	SWITCH AND OUTLET
	SINGLE OUTLET
	DUPLEX OUTLET
	CEILING OUTLET
	FLOOR OUTLET
	GROUND FAULT INTERRUPT
	RANGE OUTLET
	WATERPROOF OUTLET
	HIGH VOLTAGE OUTLET (220)
	GARBAGE DISPOSAL
	SMOKE DETECTOR WALL/CLG
	CARBON MONOXIDE WALL/CLG
	THERMOSTAT
	DATA OUTLET
	DOOR BELL BUTTON
	DOOR BELL CHIMES
	TELEVISION OUTLET
	TELEPHONE OUTLET
	ELECTRICAL PANEL
	FLOOD LIGHT
	EXTERIOR WALL FIXTURE
	GARAGE SERVICE DOOR
	LIGHT TRACK PACKAGE
	BATH FAN
	BATH FAN / LIGHT COMBO
	PULL CHAIN FIXTURE
	CEILING FIXTURE - FLUSH MOUNT
	KEYLESS CEILING KEYLESS LIGHT
	WATERPROOF RECESSED CAN
	HANGING CEILING FIXTURE
	WALL FIXTURE SINGLE
	WALL FIXTURE DOUBLE
	RECESSED CAN LIGHT FIXTURE
	RECESSED EYEBAL CAN FIXTURE
	BATH STRIP LIGHT
	WALL FIXTURE / STAIR LIGHT
	UNDER CABINET LIGHT FIXTURE
	PENDANT LIGHT FIXTURE
	CLOSET CASTER LIGHT
	LIGHTED CEILING FAN PACKAGE
	CEILING LIGHT WITH ROUGH
	ROUGH IN FOR FAN (TWO SWITCHES)
	1 X 4 FLUORESCENT PACKAGE

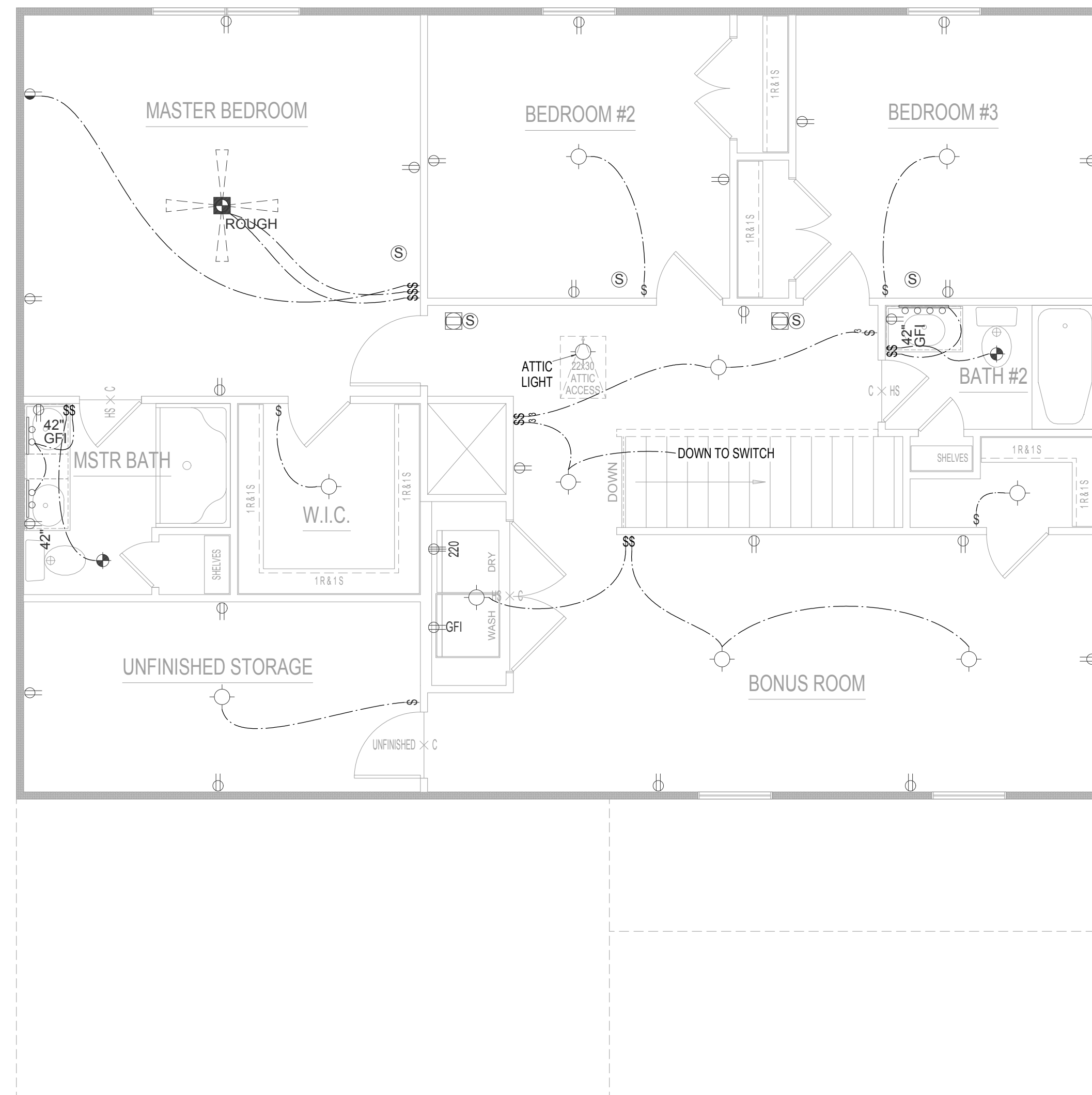
REV. NO.	DATE	REMARKS



**PRINT DATE:**  
04/17/2015

**Camden**  
FOR: \_\_\_\_\_  
LOCATION: \_\_\_\_\_

SHEET NUMBER  
**05.01.00**




**SECOND FLOOR ELECTRICAL**

ELEVATION A, B, C, or D

SCALE: 1/4"=1'-0"

	SINGLE POLE SWITCH
	THREE WAY SWITCH
	FOUR WAY SWITCH
	DIMMER SWITCH
	PHOTO CELL SWITCH
	SWITCH AND OUTLET
	SINGLE OUTLET
	DUPLEX OUTLET
	CEILING OUTLET
	FLOOR OUTLET
	GROUND FAULT INTERRUPT
	RANGE OUTLET
	WATERPROOF OUTLET
	HIGH VOLTAGE OUTLET (220)
	GARBAGE DISPOSAL
	SMOKE DETECTOR WALL/CLG
	CARBON MONOXIDE WALL/CLG
	THERMOSTAT
	DATA OUTLET
	DOOR BELL BUTTON
	DOOR BELL CHIMES
	TELEVISION OUTLET
	TELEPHONE OUTLET
	ELECTRICAL PANEL
	FLOOD LIGHT
	EXTERIOR WALL FIXTURE
	GARAGE SERVICE DOOR
	LIGHT TRACK PACKAGE
	BATH FAN
	BATH FAN / LIGHT COMBO
	PULL CHAIN FIXTURE
	CEILING FIXTURE - FLUSH MOUNT
	CEILING KEYLESS LIGHT
	WATERPROOF RECESSED CAN
	HANGING CEILING FIXTURE
	WALL FIXTURE SINGLE
	WALL FIXTURE DOUBLE
	RECESSED CAN LIGHT FIXTURE
	RECESSED EYEBAL CAN FIXTURE
	BATH STRIP LIGHT
	WALL FIXTURE / STAIR LIGHT
	UNDER CABINET LIGHT FIXTURE
	PENDANT LIGHT FIXTURE
	CLOSET CASTER LIGHT
	LIGHTED CEILING FAN PACKAGE
	CEILING LIGHT WITH ROUGH
	ROUGH IN FOR FAN (TWO SWITCHES)
	1 X 4 FLUORESCENT PACKAGE

REV. NO.	DATE	REMARKS



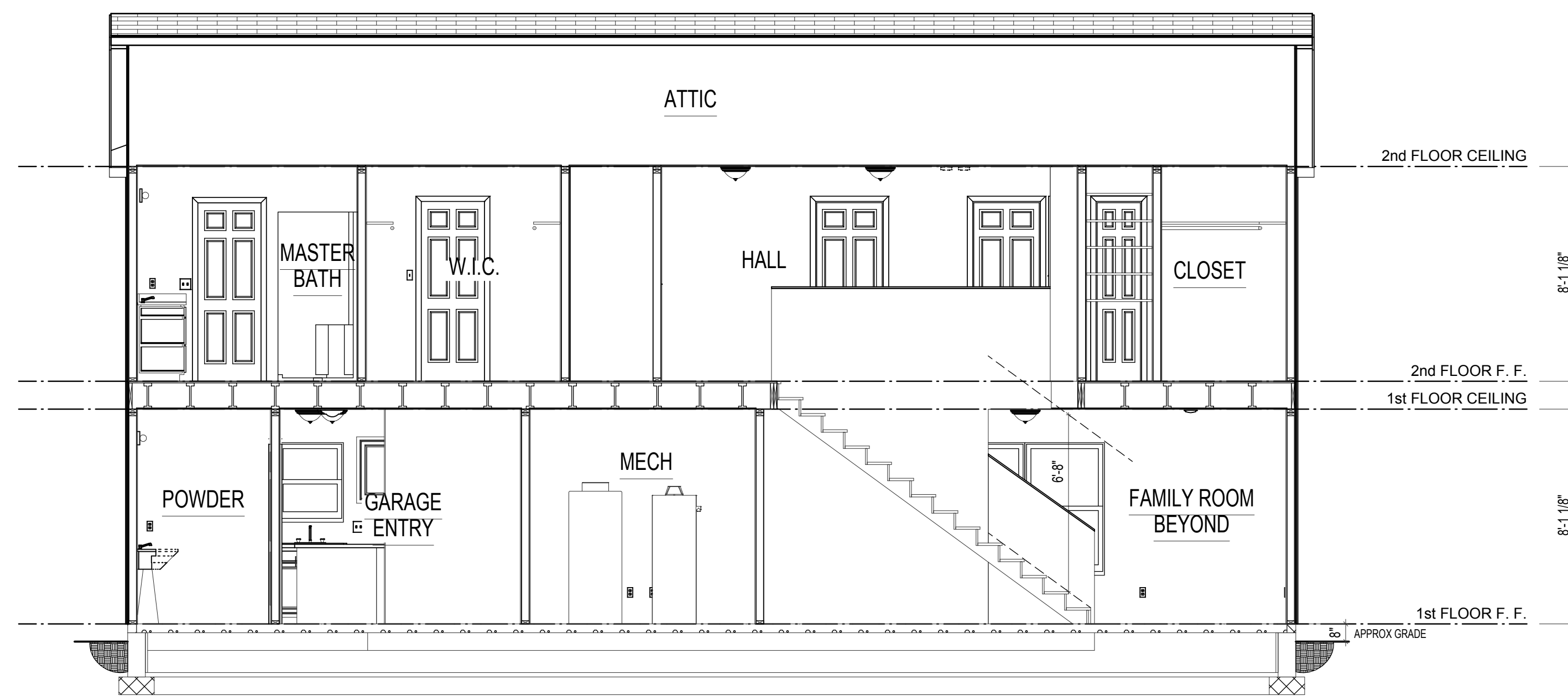
PRINT DATE:  
04/17/2015

FOR: \_\_\_\_\_

LOCATION: \_\_\_\_\_

SHEET NUMBER

**05.02.00**



**SECTION A-A**

ELEVATION A, B, C, or D SCALE: 1/4"=1'-0"

REMARKS

DATE

REV. NO.



PRINT DATE:  
04/17/2015

Camden  
FOR: \_\_\_\_\_  
LOCATION: \_\_\_\_\_

SHEET NUMBER

06.01.00